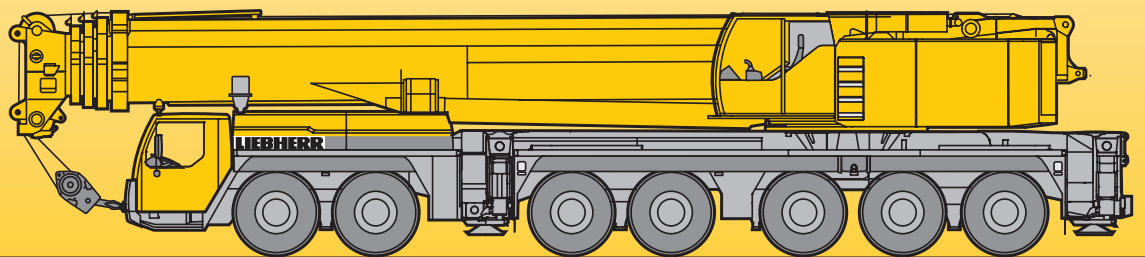


Mobile Crane Grue mobile

LTM 1400-7.1

Technical Data Caractéristiques techniques



LIEBHERR

Lifting capacities on telescopic boom

Forces de levage à la flèche télescopique



ft	ft											ft
	51 ft	67 ft	84 ft	101 ft	118 ft	135 ft	152 ft	169 ft	186 ft	197 ft		
9	970											9
10	940											10
11	748											11
12	615											12
13	539											13
14	529											14
15	528											15
16	526											16
17	515											17
18	499											18
20	469											20
22	443	392	391	385								22
24	414	380	379	374	300	262						24
26	383	357	357	354	329	274	209	177				26
28	357	337	336	334	320	266	202	172	143			28
30	332	317	317	315	306	255	193	166	142			30
32	310	300	299	297	294	245	186	161	137	115		32
34	292	285	284	282	281	236	178	156	134	114		34
36	276	271	270	268	268	227	171	151	130	111		36
38	260	256	256	254	255	219	164	146	126	109	94	38
40			243	240	242	211	158	141	123	106	93	40
45			217	213	215	194	144	130	115	100	88.5	45
50			194	192	192	180	135	119	107	95	83.5	50
55			174	174	172	167	127	110	99.5	90	79	55
60				157	155	155	120	102	93	84.5	75	60
65				142	140	143	114	94	86.5	79.5	71.5	65
70				130	128	131	108	87.5	81	75	67.5	70
75					118	120	103	81.5	76	70.5	64	75
80					110	110	97.5	76.5	71.5	66.5	60.5	80
85					104	102	93	72.5	67	63	57.3	85
90					97.5	94.5	88.5	69.5	63	59.5	54.6	90
95						88	84.5	66.5	59.1	56.4	51.9	95
100						82	81	63.5	55.6	53.3	49.2	100
105							78	61	52.6	50.4	46.6	105
110							74	58.2	49.8	48	44.2	110
115							69.5	56.2	47.4	45.6	42.1	115
120							65.5	54.4	45.2	43.3	40.1	120
125								52.7	43.2	41.2	38.3	125
130								51.1	41.7	39.1	36.6	130
135								49.6	40.3	37.1	34.9	135
140								46.5	38.9	35.3	33.3	140
145									37.6	33.8	31.7	145
150									36.3	32.4	30.2	150
155									35.1	31.1	29	155
160										29.8	28	160
165										28.5	26.9	165
170										27.2	25.8	170
175										26	24.8	175
180											23.8	180
185											22.3	185
190											19.4	190

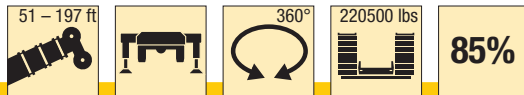
* over rear / en arrière

TAB 146426 / 146428

Remarks referring to load charts

1. The tabulated lifting capacities do not exceed 85% of the tipping load.
2. The crane's structural steelwork is in accordance with DIN 15018, part 3. Design and construction of the crane comply with DIN 15018, part 2, and with F.E.M. regulations.
3. The 85% overturning limit values take into account wind force 5 = wind speed 20 mph.
4. Lifting capacities are given in kips.
5. The weight of the hook blocks and hooks must be deducted from the lifting capacities.
6. Working radii are measured from the slewing centreline.
7. The lifting capacities given for the telescopic boom only apply if the folding jib is taken off.
8. Lifting capacities are subject to modifications.
9. Lifting capacities above 368 kips only with additional rope pulley.
10. Lifting capacities above 445 kips / 529 kips only with additional pulley block / special equipment.

Lifting capacities on telescopic boom Forces de levage à la flèche télescopique



ft	51 ft		67 ft	84 ft	101 ft	118 ft	135 ft	152 ft	169 ft	186 ft	197 ft	ft
	*											
9	970											9
10	940	529										10
11	748	529	445									11
12	615	529	445									12
13	539	529	445	445								13
14	529	519	445	445	379							14
15	528	506	445	445	379							15
16	525	489	445	445	379							16
17	514	473	442	440	379							17
18	498	457	437	432	379	318						18
20	466	425	424	415	377	316						20
22	429	397	397	392	365	302	225					22
24	394	372	371	369	351	289	220					24
26	363	348	347	346	334	277	210	177				26
28	337	327	326	325	320	266	202	172	143			28
30	313	307	307	305	305	255	193	166	142			30
32	293	290	289	287	288	245	186	161	137	115		32
34	276	274	274	271	273	236	178	156	134	114		34
36	260	259	260	257	259	227	171	151	130	111		36
38	245	245	246	242	244	219	164	146	126	109	94	38
40			233	229	231	211	158	141	123	106	93	40
45			205	204	203	194	144	130	115	100	88.5	45
50			183	181	179	179	135	119	107	95	83.5	50
55			164	161	159	162	127	110	99.5	90	79	55
60				145	143	145	120	102	93	84.5	75	60
65				131	132	131	114	94	86.5	79.5	71.5	65
70				122	121	119	108	87.5	81	75	67.5	70
75					111	109	103	81.5	76	70.5	64	75
80					102	99.5	97.5	76.5	71.5	66.5	60.5	80
85					94	91.5	93	72.5	67	63	57.3	85
90					87.5	85	87	69.5	63	59.5	54.6	90
95						79	81	66.5	59.1	56.4	51.9	95
100						74	75.5	63.5	55.6	53.3	49.2	100
105							70.5	61	52.6	50.4	46.6	105
110							66	58.2	49.8	48	44.2	110
115							61.5	56.2	47.4	45.6	42.1	115
120							57.8	54.4	45.2	43.3	40.1	120
125								52.7	43.2	41.2	38.3	125
130								51.1	41.7	39.1	36.6	130
135								48.7	40.3	37.1	34.9	135
140								45.4	38.9	35.3	33.3	140
145									37.6	33.8	31.7	145
150									36.3	32.4	30.2	150
155									35.1	31.1	29	155
160										29.8	28	160
165										28.5	26.9	165
170										27.2	25.8	170
175										26	24.8	175
180											23.8	180
185											22.3	185
190											19.4	190

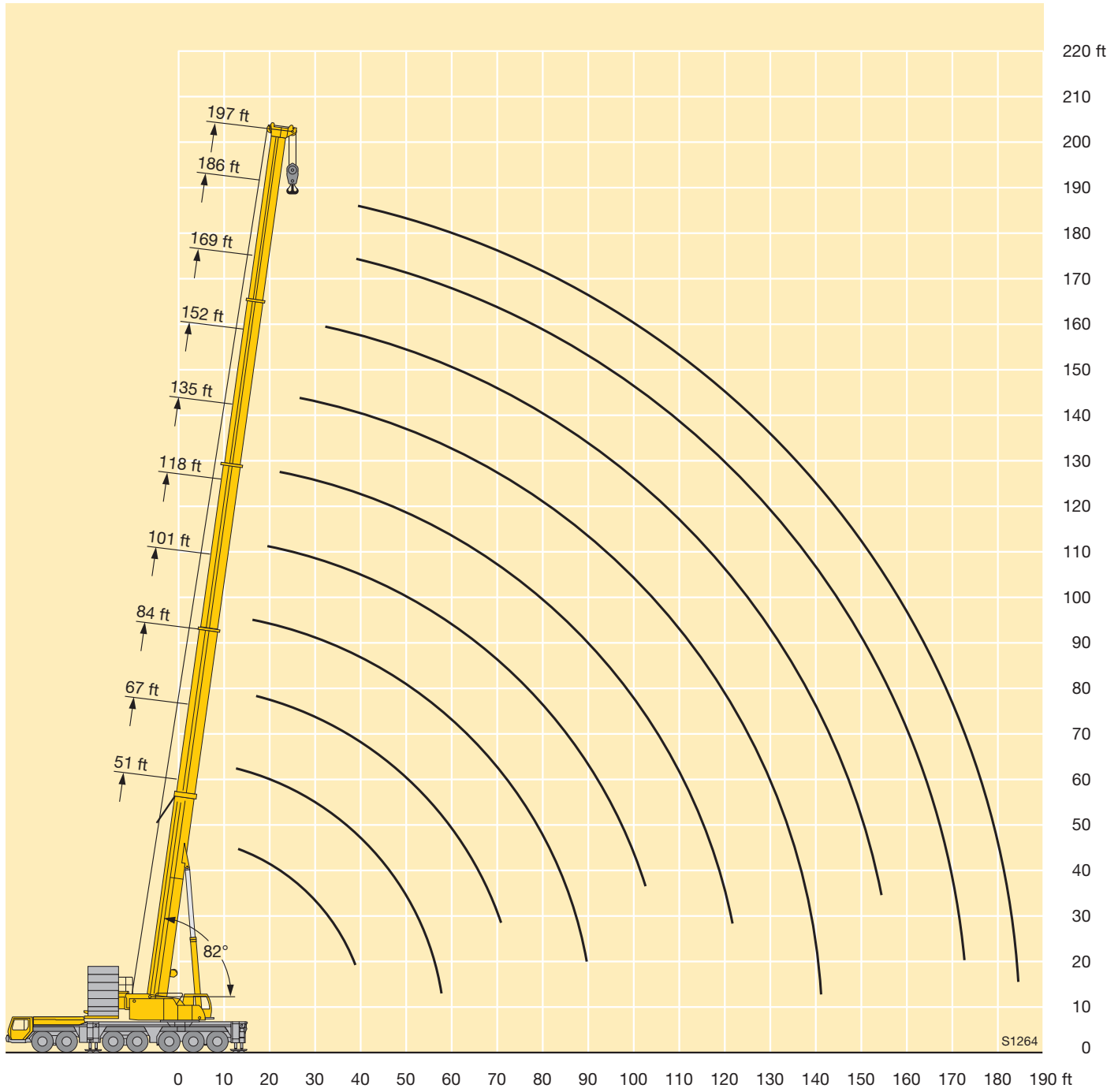
* over rear / en arrière

TAB 146427 / 146430

Remarques relatives aux tableaux des charges

1. Les forces de levage indiquées ne dépassent pas 85% de la charge de basculement.
2. La norme DIN 15018, 3ème partie est appliquée pour les charpentes. La construction de la grue est réalisée conformément à la norme DIN 15018, 2ème partie, et aux règles de la F. E. M.
3. A 85% de la charge de basculement, il a été tenu compte d'un vent de force 5 = vitesse de vent 20 mph.
4. Les forces de levage sont données en kips.
5. Le poids des moufles et crochets doit être soustrait des charges indiquées.
6. Les portées sont calculées à partir de l'axe de rotation.
7. Les forces indiquées pour la flèche télescopique s'entendent fléchette dépliée déposée.
8. Les forces de levage sont modifiables sans préavis.
9. Les charges supérieures à 368 kips ne peuvent être levées qu'avec poulie supplémentaire.
10. Forces de levage plus de 445 kips / 529 kips seulement avec moufle additionnel / équipement supplémentaire.

Lifting heights Hauteurs de levage



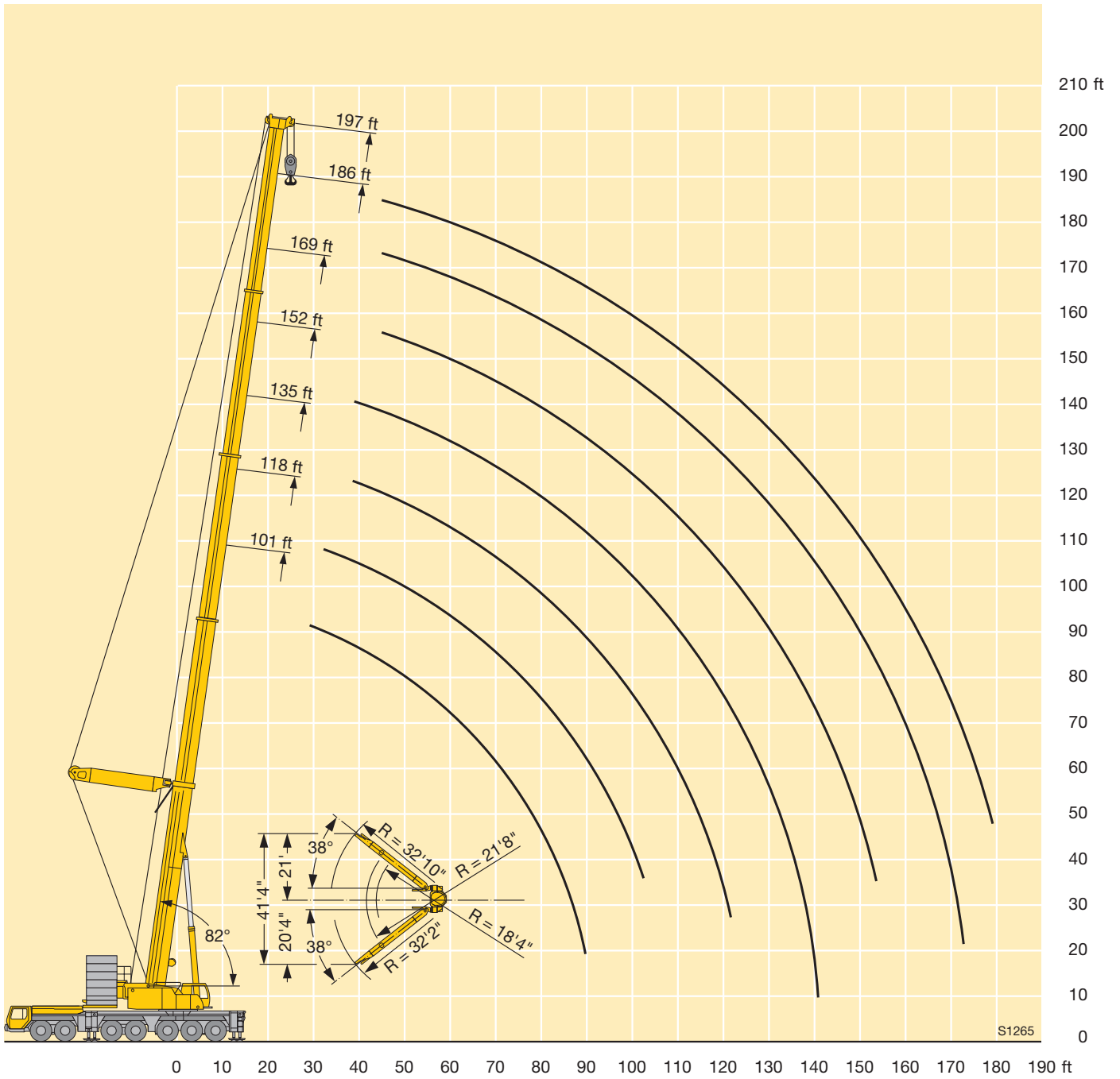
Lifting capacities on guyed telescopic boom Forces de levage à la flèche télescopique haubanée



ft	101 ft		118 ft		135 ft		152 ft		169 ft		186 ft		197 ft		ft
	*		*		*		*		*		*		*		
16	416														16
17	413														17
18	408		361												18
20	396		360												20
22	377		351		320										22
24	357		339		313										24
26	337		324		301										26
28	319		312		290		252								28
30	301	261	299		280		250								30
32	285	284	285	251	270		242		211						32
34	270	286	272	251	260		234		207						34
36	257	273	259	251	250		227		201						36
38	244	261	246	251	240		220	215	195		166			152	38
40	231	249	234	248	230	213	213	190	190		164			151	40
45	205	223	209	224	207	216	195	195	178	176	154	153	142	141	45
50	184	200	188	203	188	200	181	181	167	167	146	146	135	135	50
55	166	180	169	184	170	182	167	169	157	157	137	137	128	128	55
60	152	163	153	167	154	166	153	158	146	147	130	130	121	121	60
65	139	148	139	152	140	153	140	148	135	137	123	123	115	115	65
70	127	138	127	140	128	141	128	138	126	128	116	116	109	109	70
75	116	128	117	129	118	130	118	129	117	120	110	110	104	104	75
80	106	118	107	118	108	119	108	119	108	114	104	104	98.5	98.5	80
85	98	108	99	109	100	110	100	110	99.5	108	98	98.5	93.5	93.5	85
90	90.5	99	91.5	102	92.5	103	92.5	103	92	102	91	94	89	89	90
95			85	94.5	86	95.5	86	95.5	85.5	95	84.5	89.5	84	85	95
100			79	88	80	89	80	89	79.5	88.5	78.5	85.5	78.5	81.5	100
105					74.5	83	74.5	83	74	82.5	72.5	81.5	73	78	105
110					69.5	78	69.5	78	69	77.5	68	76	68	74.5	110
115					65	73	65	73	64.5	72.5	63.5	71.5	63.5	71	115
120					61	68.5	61	68.5	60	68	59.1	67	59.4	67	120
125							56.9	64.5	56.4	64	55.3	62.5	55.5	63	125
130							53.4	60.5	52.9	60	51.8	58.9	52.1	59.1	130
135							50.2	57.1	49.7	56.6	48.6	55.4	48.8	55.6	135
140							43.9	48.3	46.7	53.3	45.6	52.2	45.8	52.4	140
145									44	50.3	42.8	49.1	43	49.4	145
150									41.4	47.6	40.2	46.3	40.4	46.6	150
155									39.1	44.6	37.8	43.7	38	44	155
160											35.5	41.3	35.8	41.5	160
165											33.4	39	33.6	39.2	165
170											31.4	36.8	31.6	37.1	170
175											26.5	28.3	29.7	35.1	175
180													28	33.2	180

* ballast retracted / contrepoids rétracté

Lifting heights Hauteurs de levage



Lifting capacities on the lattice fly jib

Forces de levage à la fléchette treillis fixe



ft	51 ft + 8 ft*																								ft
	23 ft			46 ft			69 ft			92 ft			115 ft			138 ft			161 ft			184 ft			
	0°	20°	40°	0°	20°	40°	0°	20°	40°	0°	20°	40°	0°	20°	40°	0°	20°	40°	0°	20°	40°	0°	20°	40°	
26	73																								26
28	69.5																								28
30	65.5			63.5																					30
32	62	50.6		60.5			54.1			43.4			34.5			28.2									32
34	58.6	49.7		58.2			53.1			42.9			34.1			27.9									34
36	55.7	48.2		55.7			51.5			42			33.5			27.3									36
38	52.8	46.7		53.2			49.8			41.1			32.9			26.8			21					16.6	38
40	50.2	45.3		50.8			48.2			40.2			32.2			26.3			20.9					16.5	40
45	44.3	42.5	37.1	45.6	41.2		44.3			37.8			30.4			25.1			19.9					15.6	45
50	39.3	39.9	36.6	41.3	39		40.5			35.7			28.6			23.8			18.9					14.9	50
55	35.2	37	35.7	37.3	36.7		36.9	39		33.7			27			22.5			18					14.2	55
60	31.9	33.5	34.6	33.7	34.7	30	33.8	37.1		31.6	28.9		25.5			21.2			17.2					13.4	60
65	28.9	30.2	33.8	30.3	33	29.1	31	34.5	30.6	29.4	27.6		24.2	21.9		20.1			16.2					12.7	65
70	25.7	26.7		27.7	30.4	28.6	28.4	32	29.6	27.4	26.5		23	20.9		19			15.3					12.1	70
75				25.5	27.8	27.8	26	29.6	28.5	25.4	25.4		21.9	19.9		18			14.5					11.4	75
80				23.5	25.3	26.5	23.8	27.3	27.7	23.5	24.4	21.5	20.8	19		17.1	15.2		13.7					10.8	80
85				21.7	23	23.9	21.8	24.9	27	21.7	23.4	20.8	19.9	18.2		16.2	14.4		13					10.2	85
90				20	20.9	23.7	20.3	22.8	25.4	20	22.5	20.2	18.8	17.4		15.5	13.8		12.3	10.8				9.7	90
95							18.9	20.9	23.3	18.3	21.3	19.6	17.6	16.7	14.7	14.8	13.2		11.7	10.5				9.2	95
100							17.6	19.2	21	16.8	20	19.2	16.3	16	14.6	14.1	12.6		11.2	10				8.8	100
105							16.3	17.7	18.9	15.6	18.5	18.9	15	15.4	14	13.5	12.1		10.7	9.5				8.3	105
110							15.1	16.3	18.2	14.7	17	18.5	13.9	15	13.6	12.9	11.6		10.3	9.1				7.9	110
115							13.9	14.8		13.8	15.7	17.6	13	14.5	13.3	12.4	11.1	10	9.8	8.8				7.5	115
120										13	14.5	16.3	12.2	14.1	12.9	11.8	10.7	9.8	9.4	8.4				7.2	120
125										12.1	13.4	14.9	11.5	13.5	12.6	11	10.4	9.5	9	8				6.8	125
130										11.3	12.4	13.4	10.8	12.5	12.5	10.2	10.1	9.3	8.6	7.7				6.5	130
135										10.5	11.3		10.1	11.6	12.4	9.6	9.8	9.1	8.3	7.4	6.6			6.1	135
140													9.5	10.8	12	9	9.6	8.9	7.9	7.2	6.5			5.8	140
145													8.9	10.1	11.4	8.5	9.3	8.7	7.6	7	6.3			5.5	145
150													8.3	9.3	10.4	8	9.1	8.6	7.2	6.7	6.1			5.2	150
155													7.7	8.6	10	7.5	8.8	8.5	6.7	6.5	5.9			4.9	155
160													7.1	7.8		7	8.3	8.4	6.1	6.3	5.8			4.7	160
165																6.5	7.6	8.3	5.6	6.1	5.7			4.3	165
170																6.1	7	8.2	5.2	5.9	5.6			3.9	170
175																5.6	6.4	7.4	4.7	5.8	5.5			3.5	175
180																5.2	5.8		4.2	5.6	5.4			3	180
185																			3.8	5.3	5.3			2.6	185
190																			3.3	4.7	5.3			2.4	190
195																			2.9	4.1	5.1			2.4	195
200																			2.6	3.5	5			2.4	200
205																			2.4	2.9				2.4	205
210																								2.4	210
215																								2.4	215
220																								2.4	220
225																								2.4	225

* adapter / pièce d'adaptateur

Lifting capacities on the lattice fly jib

Forces de levage à la fléchette treillis fixe



ft	152 ft + 8 ft*																								ft	
	23 ft			46 ft			69 ft			92 ft			115 ft			138 ft			161 ft			184 ft				
	0°	20°	40°	0°	20°	40°	0°	20°	40°	0°	20°	40°	0°	20°	40°	0°	20°	40°	0°	20°	40°	0°				
32	104																							32		
34	102																								34	
36	100																								36	
38	97.5	64			79.5																				38	
40	95	64			79																				40	
45	89.5	61	44.3		75			60																	45	
50	84	58.1	43.4		71.5	50.2		58.5				44.4				34.6									50	
55	79	55.7	42.4		67.5	49.2		56.5				43.7				34.1			26.7						55	
60	74.5	53.5	41.4		64	47.2		54.3				42.4				33.1			26.5						60	
65	69.5	51.5	40.5		60.5	45.4	33.7	51.8				41.1				32.1			25.7			20			65	
70	65.5	49.7	39.8		57.5	43.7	33.1	49.7	41.1			39.6				30.9			24.9			19.4		14.8	70	
75	61.5	48	39.1		54.3	42.3	32.4	47.5	40.6			38.2				29.7			24.1			18.8		14.5	75	
80	57.6	46.4	38.5		51.3	40.9	31.7	45.3	39.6			36.9				28.6			23.2			18.2		14	80	
85	54.5	45.1	37.9		48.3	39.6	31.2	43.2	38.7	30.8	35.7	28.4				27.6			22.3			17.6		13.5	85	
90	51.7	43.9	37.3		45.9	38.3	30.7	41	37.8	30.3	34.6	27.7				26.7			21.5			17		13	90	
95	49	42.8	37		43.7	37.2	30.2	38.9	36.5	29.7	33.4	27			25.8	19.9			20.8			16.3		12.5	95	
100	46.4	41.7	36.7		41.5	36.1	29.7	37	35	29.2	32.1	26.3	21		24.9	19.7			20			15.7		12	100	
105	43.9	40.7	36.5		39.5	35.2	29.2	35.2	33.7	28.7	30.7	25.7	21		24.1	19.2			19.3			15.1		11.6	105	
110	41.6	39.7	36.2		37.6	34.4	29	33.6	32.4	28.3	29.5	25.1	20.7		23.3	18.7			18.6	14		14.6		11.2	110	
115	39.4	38.7	36		35.7	33.6	28.8	32.1	31.1	27.9	28.3	24.6	20.4		22.5	18.2			18	13.7		14		10.8	115	
120	37.4	37.4	35.8		34	32.9	28.6	30.6	29.9	27.5	27.1	24	20.1		21.9	17.7	14.3		17.4	13.4		13.5	9.9	10.4	120	
125	35.9	35.9	35.5		32.3	32.1	28.4	29.1	28.8	27.1	25.9	23.5	19.8		21.2	17.3	14.3		16.8	13		13	9.9	10	125	
130	34.5	34.5	34.2		30.7	30.6	28.2	27.8	27.5	26.9	24.8	23.1	19.5		20.6	16.8	14		16.2	12.6		12.5	9.6	9.6	130	
135	33.1	33.1	32.8		29.1	29.1	28	26.5	26.3	26.3	23.6	22.6	19.2		20	16.4	13.8		15.7	12.3		12.1	9.3	9.3	135	
140	31.7	31.8	31.4		27.7	27.9	27.6	25.2	25.1	25.4	22.5	21.9	19		19.4	16	13.6		15.2	12	9.7	11.7	9.1	8.9	140	
145	30.4	30.5	30.1		26.7	26.8	26.8	23.9	24	24.4	21.5	21.2	18.9		18.7	15.7	13.4		14.8	11.7	9.7	11.3	8.8	8.6	145	
150	29.2	29.3	28.8		25.7	25.7	25.7	22.7	22.9	23.3	20.5	20.4	18.8		17.9	15.4	13.2		14.4	11.4	9.6	11	8.6	8.3	150	
155	28	28.1			24.7	24.7	24.7	21.8	21.9	22.3	19.5	19.7	18.6		17.2	15.1	13		14	11.1	9.4	10.7	8.3	8	155	
160	26.7	26.9			23.8	23.7	23.7	21	21	21.3	18.5	18.9	18.4		16.3	14.8	12.8		13.6	10.8	9.3	10.4	8.1	6.4	7.7	160
165	25.3	25.6			22.9	22.8	22.8	20.2	20.2	20.4	17.6	18.1	18.1		15.5	14.6	12.6		13.2	10.6	9.1	10.1	7.9	6.4	7.5	165
170	23.9	24.1			22	21.9	21.8	19.5	19.4	19.5	16.6	17.3	17.5		14.7	14.3	12.6		12.8	10.4	9	9.8	7.7	6.3	7.2	170
175					21.1	21		18.7	18.7	18.8	16	16.4	16.8		13.9	14.1	12.5		12.4	10.2	8.9	9.5	7.5	6.2	7	175
180					20.3	20.1		18	18	18	15.4	15.7	16.2		13.3	13.7	12.4		12.1	10.1	8.8	9.2	7.3	6.1	6.7	180
185					19.5	19.3		17.3	17.3	17.3	14.9	15.1	15.5		12.9	13.3	12.4		11.7	9.9	8.7	9	7.2	6	6.5	185
190					18.7	18.4		16.6	16.6	16.5	14.3	14.6	14.9		12.4	12.8	12.3		11.1	9.7	8.7	8.7	7	5.9	6.3	190
195					17.8			15.9	16	15.8	13.8	14	14.3		11.9	12.2	12.2		10.5	9.6	8.6	8.5	6.9	5.8	6	195
200								15.3	15.4		13.3	13.5	13.7		11.5	11.7	12		10.1	9.4	8.6	8.2	6.8	5.7	5.8	200
205								14.6	14.8		12.8	12.9	13.1		11	11.2	11.6		9.7	9.2	8.5	8	6.6	5.7	5.6	205
210								14	14.1		12.3	12.4	12.5		10.6	10.8	11.2		9.3	9.1	8.4	7.7	6.5	5.6	5.4	210
215								10.8	11		11.8	11.9	12		10.2	10.4	10.7		9	9	8.3	7.5	6.4	5.6	5.2	215
220											11.4	11.4			9.8	10	10.3		8.6	8.9	8.3	7.2	6.2	5.5	5	220
225											10.9	10.9			9.4	9.6	9.9		8.3	8.6	8.3	6.9	6.1	5.5	4.8	225
230											10.5				9	9.2	9.4		7.9	8.2	8.3	6.5	6	5.4	4.6	230
235											10				8.6	8.8	9		7.6	7.9	8.2	6.2	5.9	5.3	4.4	235
240															8.3	8.5			7.3	7.5	7.9	5.8	5.8	5.3	4.1	240
245															7.9	8.1			7	7.2	7.5	5.5	5.8	5.2	3.8	245
250															7.6	7.7			6.7	6.8	7.1	5.2	5.7	5.2		250
255															7.2	7.4			6.4	6.5	6.8	4.9	5.4	5.2		255
260																			6.1	6.2	6.4	4.5	5.1	5.2		260
265																			5.8	5.8		4.2	4.7	5.1		265
270																			5.5	5.5		3.9	4.4	4.9		270
275																			5.2	5.3		3.6	4.1	4.5		275
280																			4.9			3.3	3.7	4.1		280
285																						3	3.4			285
290																						2.8	3.1			290
295																						2.5	2.8			295

* adapter / pièce d'adaptateur

Lifting capacities on the lattice fly jib

Forces de levage à la fléchette treillis fixe



ft	169 ft + 8 ft*																								ft		
	23 ft			46 ft			69 ft			92 ft			115 ft			138 ft			161 ft			184 ft					
	0°	20°	40°	0°	20°	40°	0°	20°	40°	0°	20°	40°	0°	20°	40°	0°	20°	40°	0°	20°	40°	0°	20°	40°		0°	
38	88.5																									38	
40	88																										40
45	84	61		69.5																							45
50	80.5	58.8	43.1	67				53.8				41.1															50
55	76.5	56.4	42.7	64.5	47.7			52.9				40.6			31												55
60	72.5	54.3	41.8	61	47.4			51.2				39.6			30.9												60
65	68.5	52.4	40.9	58.2	45.6			49.2				38.7			30			23.9									65
70	65	50.7	40.2	55.7	44	32.9		47.3				37.5			29.2			23.3			17.9						70
75	61	49.1	39.6	53.2	42.6	32.5		45.5	38.8			36.3			28.3			22.6			17.6				13.1		75
80	57.6	47.6	39	50.8	41.3	31.9		43.7	38.6			35.2			27.3			22			17.1				13		80
85	54.2	46.1	38.4	48.3	40	31.4		41.9	37.8			34.2			26.4			21.3			16.6				12.6		85
90	51.3	44.8	37.9	46	38.9	30.9		40.2	36.9	30.3		33.3	26.7		25.6			20.6			16.1				12.1		90
95	48.6	43.6	37.4	43.7	37.8	30.4		38.5	35.8	30		32.3	26.3		24.8			19.9			15.5				11.6		95
100	46	42.7	37	41.5	36.8	30		36.8	34.5	29.6		31.3	25.8		24	18.7		19.2			15				11.2		100
105	43.5	41.7	36.8	39.4	35.8	29.6		35.2	33.3	29.3		30.1	25.2		23.3	18.7		18.6			14.4				10.8		105
110	41.2	40.8	36.6	37.4	35	29.2		33.7	32.1	29		29	24.7	20.3	22.6	18.3		18			14				10.4		110
115	39	39.1	36.5	35.5	34.3	28.9		32.3	31	28.7		28	24.2	20.1	21.9	17.8		17.4	13.1		13.5				10.1		115
120	36.8	37	36.2	33.7	33.6	28.7		30.8	30	28.4		26.9	23.7	19.9	21.3	17.4		16.8	13		13				9.7		120
125	34.6	35	35.7	32	32.8	28.5		29.3	29	27.8		25.9	23.2	19.6	20.7	17		16.3	12.6		12.6				9.4		125
130	32.5	33	33.8	30.3	31.2	28.4		28	27.9	27		24.9	22.8	19.4	20.1	16.6	13.8	15.8	12.3		12.2	9.3			9.1		130
135	30.8	31.3	31.9	28.7	29.7	28.2		26.6	26.8	26.2		23.8	22.3	19.1	19.6	16.2	13.6	15.3	12		11.7	9.1			8.7		135
140	29.3	29.7	30.1	27.1	28.1	27.9		25.3	25.7	25.5		22.7	21.7	18.9	19.1	15.9	13.4	14.9	11.7		11.3	8.9			8.5		140
145	27.9	28.2	28.4	25.6	26.7	27.3		24	24.7	24.7		21.6	21.1	18.7	18.6	15.5	13.2	14.5	11.5		11	8.6			8.2		145
150	26.5	26.8	26.9	24.5	25.3	25.9		22.8	23.7	23.7		20.6	20.4	18.6	18	15.1	13	14.1	11.2	9.4	10.7	8.4			7.9		150
155	25.2	25.4	25.4	23.4	24.1	24.6		21.6	22.6	22.8		19.6	19.8	18.5	17.4	14.9	12.9	13.8	11	9.3	10.4	8.2			7.6		155
160	24.2	24.3	24	22.2	23	23.5		20.4	21.4	22		18.6	19.1	18.4	16.7	14.7	12.7	13.4	10.7	9.2	10.1	8			7.4		160
165	23.2	23.4		21.2	21.9	22.3		19.3	20.3	21.1		17.6	18.5	18.2	15.9	14.4	12.5	13.1	10.5	9.1	9.9	7.8			7.1		165
170	22.3	22.5		20.1	20.8	21.1		18.6	19.2	20.3		16.6	17.7	17.7	15.1	14.2	12.5	12.7	10.3	8.9	9.6	7.6	6.2		6.9		170
175	21.3	21.6		19.1	19.7	19.9		17.8	18.4	19.4		15.7	17	17.2	14.4	14	12.4	12.4	10.2	8.8	9.4	7.4	6.1		6.6		175
180	20.5	20.7		18.1	18.7	18.7		17	17.5	18.4		14.9	16.3	16.6	13.6	13.8	12.4	12.1	10	8.7	9.1	7.2	6		6.4		180
185	19.6			17.2	17.6			16.3	16.8	17.5		14.3	15.6	16	12.9	13.5	12.3	11.8	9.9	8.6	8.9	7.1	5.9		6.2		185
190	18.8			16.4	16.6			15.5	16	16.6		13.8	14.8	15.3	12.1	13	12.3	11.5	9.7	8.5	8.7	7	5.8		6		190
195				15.7	15.9			14.7	15.2	15.7		13.2	14.1	14.8	11.4	12.6	12.2	11	9.6	8.5	8.5	6.8	5.7		5.8		195
200				15	15.3			14	14.4	14.8		12.6	13.5	14.2	10.9	12.1	12.1	10.4	9.4	8.5	8.3	6.7	5.6		5.6		200
205				14.4				13.3	13.6	13.9		12	12.9	13.5	10.4	11.6	11.9	9.8	9.3	8.4	8.1	6.6	5.6		5.4		205
210								12.6	12.9			11.5	12.3	12.8	10	11.2	11.6	9.3	9.2	8.4	7.9	6.5	5.5		5.3		210
215								12	12.1			10.9	11.7	12.2	9.6	10.7	11.2	8.9	9	8.4	7.5	6.3	5.5		5.1		215
220								11.5	11.4			10.4	11.1	11.5	9.2	10.2	10.8	8.5	8.9	8.3	7.1	6.2	5.5		4.9		220
225								11				9.8	10.5	10.8	8.8	9.7	10.3	8.1	8.7	8.3	6.7	6.1	5.4		4.7		225
230												9.3	10		8.4	9.2	9.8	7.7	8.5	8.2	6.2	6	5.4		4.5		230
235												8.8	9.3		7.9	8.8	9.2	7.3	8.2	8.2	5.8	5.9	5.4		4.2		235
240												8.3	8.8		7.5	8.3	8.7	6.9	7.8	8.1	5.4	5.8	5.3		3.8		240
245												7.9	8.2		7.1	7.9	8.2	6.4	7.4	8	5	5.7	5.2				245
250															6.7	7.4		6	7	7.6	4.6	5.6	5.2				250
255															6.2	6.9		5.6	6.6	7.2	4.2	5.6	5.2				255
260															5.9	6.4		5.2	6.1	6.7	3.9	5.2	5.2				260
265															5.6	6		4.7	5.7	6.3	3.5	4.8	5.2				265
270															5.3			4.3	5.2	5.7		4.4	5.1				270
275															5			3.9	4.8	5.1		4	4.8				275
280																		3.5	4.3			3.6	4.3				280
285																		3.1	3.8				3.8				285
290																		2.8	3.2								290
295																		2.5	2.7								295

* adapter / pièce d'adaptateur

TAB 146444 / 146450 / 146456

Lifting capacities on the lattice fly jib

Forces de levage à la fléchette treillis fixe

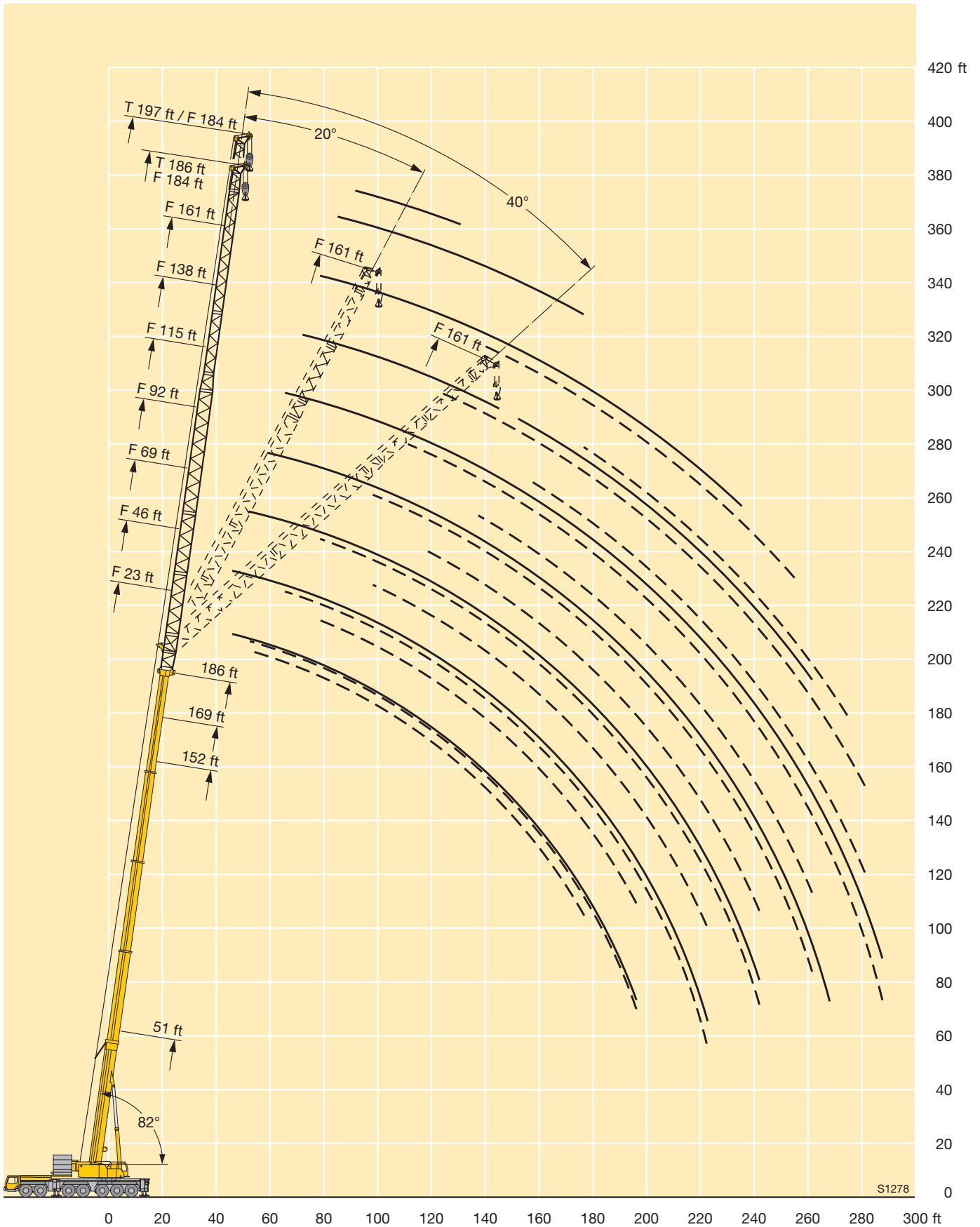


ft	186 ft + 8 ft*																				197 + 8 ft*		ft		
	23 ft			46 ft			69 ft			92 ft			115 ft			138 ft			161 ft			184 ft		184 ft	
	0°	20°	40°	0°	20°	40°	0°	20°	40°	0°	20°	40°	0°	20°	40°	0°	20°	40°	0°	20°	40°	0°		0°	
45	71			56.2																					45
50	69	58.7	42.9	55																					50
55	66	57.6	42.5	53.4																					55
60	62.5	55.5	41.6	51.7																					60
65	59.6	53.5	40.9	49.7	44.3																				65
70	56.9	51.8	40.2	47.6	43.1																				70
75	54.3	50.3	39.6	45.7	41.8	31.8																			75
80	51.6	48.9	39.1	43.9	40.5	31.6	36.5	33.1																	80
85	49.1	47.5	38.6	42.2	39.4	31.1	35.1	32																	85
90	46.7	45.8	38.1	40.5	38.3	30.7	33.8	31																	90
95	44.3	43.8	37.6	38.8	37	30.3	32.5	29.9	26.2	27	23.3														95
100	42	41.8	37.2	37.1	35.7	29.9	31.3	29	26	26	23.1														100
105	39.9	40	36.7	35.5	34.3	29.6	30.1	28.1	25.2	25	22.3														105
110	37.9	38.3	36.6	34	33.1	29.3	29	27.2	24.6	24.1	21.6														110
115	35.9	36.4	36.1	32.5	31.9	28.9	28	26.4	24	23.2	20.9	18.5	19.3	16.8											115
120	34.1	34.6	35	31.1	30.7	28.6	26.9	25.5	23.3	22.3	20.3	18.3	18.6	16.4											120
125	32.3	32.9	33.2	29.6	29.4	28.3	26	24.6	22.8	21.5	19.6	17.8	17.9	15.8											125
130	30.5	31.2	31.5	28.1	28.2	28.2	25	23.8	22.2	20.7	19	17.3	17.2	15.3											130
135	28.9	29.6	29.9	26.7	27.1	27.3	24	23	21.7	19.9	18.4	16.9	16.6	14.8	13.1	13.8	11.4								135
140	27.4	28	28.4	25.4	26	26.2	22.9	22.3	21.2	19.2	17.9	16.5	16	14.3	12.9	13.2	11.1								140
145	26.2	26.5	26.9	24.1	24.8	25.2	21.8	21.5	20.7	18.5	17.3	16	15.4	13.8	12.6	12.7	10.9								145
150	25	25.4	25.6	22.8	23.6	24.2	20.7	20.8	20.3	17.8	16.8	15.6	14.9	13.4	12.3	12.3	10.7								150
155	23.8	24.3	24.4	21.6	22.4	23	19.7	20.2	19.8	17.2	16.4	15.2	14.4	13	12	11.9	10.5	8.9							155
160	22.7	23.1	23.1	20.6	21.2	21.8	18.7	19.5	19.3	16.5	15.9	14.9	13.9	12.6	11.7	11.5	10.3	8.9	9.2	7.6					160
165	21.5	21.9	21.9	19.7	20.1	20.7	17.7	18.7	18.7	15.9	15.4	14.5	13.4	12.2	11.4	11.1	10	8.8	8.8	7.4					165
170	20.4	20.8	20.7	18.9	19.1	19.7	16.7	17.9	18.1	15.1	14.9	14.2	12.9	11.9	11.1	10.7	9.7	8.7	8.4	7.2					170
175	19.3	19.7	19.5	18.1	18.2	18.8	16	16.9	17.4	14.3	14.4	13.9	12.4	11.6	10.8	10.3	9.4	8.6	8.1	7	5.8				175
180	18.3	18.7		17.3	17.2	17.8	15.4	16	16.7	13.5	13.9	13.6	12	11.3	10.6	10	9.1	8.4	7.7	6.9	5.8	5.3			180
185	17.3	17.7		16.5	16.4	16.9	14.7	15.2	16.1	12.8	13.5	13.3	11.5	11	10.4	9.6	8.9	8.2	7.4	6.7	5.7	5			185
190	16.3	16.7		15.7	15.6	16	14.1	14.6	15.5	12	13	13.1	11.1	10.8	10.2	9.3	8.7	8	7.1	6.6	5.6	4.7			190
195	15.3	15.7		15	14.7	15	13.5	13.9	14.7	11.5	12.5	12.7	10.7	10.5	10	9	8.4	7.8	6.8	6.4	5.5				195
200				14.2	13.9		12.9	13.3	14	11.1	12.1	12.3	10.2	10.2	9.8	8.7	8.2	7.6	6.5	6.2	5.5				200
205				13.4	13.2		12.4	12.7	13.3	10.6	11.7	12	9.7	9.9	9.6	8.3	7.9	7.5	6.2	5.9	5.4				205
210				12.7	12.5		11.8	12.1	12.6	10.2	11.1	11.6	9.2	9.5	9.4	8	7.7	7.3	5.9	5.7	5.3				210
215				12	11.8		11.2	11.6	11.9	9.7	10.6	11.2	8.8	9.2	9.2	7.6	7.5	7.1	5.6	5.5	5.3				215
220				11.3	11.1		10.6	11	11.3	9.3	10.1	10.7	8.4	9	9	7.2	7.3	7	5.3	5.3	5.1				220
225							10	10.4		8.9	9.7	10.1	8	8.7	8.9	6.8	7.1	6.8	5	5.1	5				225
230							9.5	9.8		8.5	9.2	9.6	7.6	8.4	8.7	6.3	6.9	6.7	4.8	4.9	4.8				230
235							8.9	9.2		8.1	8.7	9	7.3	8	8.5	5.9	6.6	6.5	4.5	4.7	4.6				235
240							8.4	8.6		7.6	8.3	8.5	6.8	7.6	8.1	5.5	6.4	6.4	4.1	4.5	4.5				240
245										7.2	7.8		6.4	7.2	7.7	5.1	6.2	6.2							245
250										6.8	7.3		6	6.8	7.2	4.8	6	6.2							250
255										6.4	6.8		5.6	6.4	6.7	4.4	5.6	6.1							255
260										5.9	6.4		5.1	5.9	6.2	4	5.1	5.9							260
265										5.5			4.7	5.4		3.6	4.7	5.5							265
270													4.2	5			4.3	5							270
275													3.8	4.5			3.9	4.5							275
280													3.4	4			3.5	3.9							280
285													3	3.5											285


* adapter / pièce d'adaptateur

TAB 146444 / 146450 / 146456

Hubhöhen Lifting heights



Lifting capacities on the lattice fly jib with guyed telescopic boom Forces de levage à la fléchette treillis fixe avec flèche télescopique haubanée




ft	152 ft + 8 ft*																								ft
	23 ft			46 ft			69 ft			92 ft			115 ft			138 ft			161 ft			184 ft			
	0°	20°	40°	0°	20°	40°	0°	20°	40°	0°	20°	40°	0°	20°	40°	0°	20°	40°	0°	20°	40°	0°			
38	119			99																				38	
40	117			98.5																				40	
45	109	62.5		92			75				56.6													45	
50	102	60		87			72.5				54.6			42.1										50	
55	96	57.7	42.8	82	51.4		69.5				52.2			41.3			31.7							55	
60	90	55.4	41.9	77.5	49.3		66.5				50.1			39.6			31.5							60	
65	85	53.3	41	73	47.4	34.4	63	47.1			48.2			38.1			30.3			24.7				65	
70	80	51.4	40.3	68.5	45.7	33.7	59.5	45.9			46.4			36.6			29.1			23.8			18.7	70	
75	74.5	49.6	39.6	64.5	44.1	33	56.2	44.7			44.7	32.1			35.2			28		22.9			18.3	75	
80	69.5	48	38.9	61	42.6	32.3	53.2	43.4	32.5	43.1	31.8			33.9			26.9			22			17.6	80	
85	65.5	46.6	38.3	57.6	41.2	31.7	50.5	42.2	31.8	41.5	30.9			32.7			25.8			21.2			16.8	85	
90	62	45.3	37.7	54.4	39.9	31.2	48	40.9	31.1	39.9	30			31.5	23.2		24.9			20.4			16.2	90	
95	58.5	44.1	37.3	51.3	38.7	30.6	45.7	39.7	30.5	38.4	29.1	22.8	30.5	22.7			24			19.6			15.5	95	
100	55.2	42.9	37	48.4	37.5	30.1	43.3	38.5	29.9	36.8	28.3	22.7	29.4	22			23.2	16.7		18.9			14.8	100	
105	52	41.8	36.6	45.7	36.6	29.7	40.9	37.4	29.4	35.5	27.6	22.3	28.1	21.3			22.4	16.7		18.2			14.2	105	
110	49	40.8	36.3	43	35.6	29.4	38.6	36.3	28.9	34.1	26.9	21.9	27	20.7			21.6	16.1		17.6			13.7	110	
115	46.5	39.7	36.1	40.8	34.8	29.1	36.6	35.2	28.4	32.5	26.2	21.5	26	20.2	15.7	20.8	15.6			16.9	11.9		13.1	115	
120	44.4	39	35.8	38.9	33.9	28.8	34.8	34	28	30.9	25.5	21.1	25.1	19.6	15.6	19.9	15.1			16.3	11.8		12.6	120	
125	42.3	38.6	35.5	37	33.1	28.5	33.1	32.4	27.6	29.3	24.9	20.8	24.3	19	15.2	19.1	14.6			15.7	11.4		12.1	125	
130	40.4	38.2	35.5	35.3	32.3	28.3	31.5	31	27.3	27.9	24.4	20.5	23.5	18.5	14.9	18.2	14.2			15	11		11.6	130	
135	38.5	37.9	35.5	33.6	31.6	28	30	29.6	27	26.5	23.9	20.1	22.7	18	14.6	17.6	13.7			14.3	10.6		11.1	135	
140	36.6	37.1	35.5	31.9	31	27.8	28.5	28.3	26.8	25.1	23.5	19.9	22	17.5	14.4	17	13.3	10.5		13.7	10.3		10.7	140	
145	34.9	35.7	35.2	30.3	30.6	27.6	27	27	26.5	23.8	23	19.7	21.3	17.1	14.1	16.4	12.9	10.4		13.3	10		10.3	145	
150	33.4	34.3	33.7	28.8	29.4	27.6	25.6	25.7	25.7	22.5	22.6	19.5	20.6	16.7	13.9	15.9	12.5	10.2		12.9	9.7		9.9	150	
155	32	32.8	32.3	27.6	28.2	27.5	24.5	24.5	24.6	21.5	21.8	19.3	19.7	16.4	13.7	15.4	12.1	10		12.5	9.4		9.5	155	
160	30.8	31.5		26.6	27.1	26.9	23.4	23.5	23.5	20.5	20.9	19.1	18.7	16	13.4	14.9	11.8	9.9		12.1	9.1	7.1		9.2	160
165				25.5	26	25.8	22.4	22.5	22.5	19.6	19.9	19	17.7	15.7	13.2	14.4	11.6	9.7		11.7	8.9	7		8.9	165
170				24.6	25	24.8	21.5	21.6	21.7	18.7	19	18.8	16.7	15.4	13.1	13.9	11.4	9.5		11.3	8.6	6.9		8.6	170
175				23.6	24	23.8	20.5	20.8	20.8	17.8	18.1	18.5	15.7	15.1	13	13.5	11.1	9.4		10.9	8.4	6.8		8.2	175
180				22.7	23		19.6	19.9	20	17	17.3	17.9	15	14.8	12.9	13	10.9	9.3		10.6	8.2	6.6		8	180
185				21.8			18.7	19.1	19.2	16.2	16.6	17.2	14.5	14.5	12.8	12.6	10.7	9.2		10.3	8	6.5		7.7	185
190				20.9			18	18.3	18.5	15.5	16	16.5	13.9	14.2	12.6	12.1	10.5	9		9.9	7.8	6.3		7.4	190
195							17.2	17.5	17.7	15	15.4	15.8	13.4	13.6	12.5	11.4	10.3	8.9		9.6	7.6	6.3		7.1	195
200							16.6	16.8		14.4	14.8	15.1	12.9	13.1	12.4	10.9	10.1	8.8		9.3	7.5	6.2		6.9	200
205							16	16.1		13.9	14.2	14.5	12.4	12.6	12.3	10.5	9.9	8.7		9	7.3	6.1		6.6	205
210										13.3	13.6	13.9	11.9	12.1	12.3	10.1	9.7	8.6		8.7	7.1	6		6.3	210
215										12.8	13.1	13.3	11.5	11.6	11.8	9.7	9.6	8.5		8.4	7	5.9		6.1	215
220										12.3	12.5		11	11.2	11.3	9.4	9.5	8.4		8.1	6.8	5.8		5.8	220
225										11.9	12		10.6	10.8	10.8	9	9.4	8.4		7.9	6.7	5.7		5.6	225
230										11.3			10.1	10.3	10.4	8.7	9.1	8.4		7.5	6.5	5.6		5.4	230
235										10.9			9.7	9.9	9.9	8.3	8.7	8.4		7.1	6.3	5.5		5.2	235
240													9.3	9.5	9.5	8	8.3	8.4		6.8	6.2	5.4		4.9	240
245													8.9	9		7.6	7.9	8.2		6.4	6.2	5.4		4.6	245
250													8.5	8.6		7.3	7.6	7.8		6.1	6.1	5.4		4.3	250
255													8.1	8.3		7	7.2	7.4		5.7	6	5.4		3.9	255
260																6.7	6.9	7		5.4	5.8	5.4		3.6	260
265																6.4	6.5			5.1	5.5	5.4			265
270																6.1	6.2			4.7	5.1	5.3			270
275																5.8	5.9			4.4	4.8	5.2			275
280																5.5				4.1	4.4	4.8			280
285																				3.8	4.1				285
290																				3.5	3.8				290
295																				3.2	3.4				295
300																				2.8	3.1				300

* adapter / pièce d'adaptateur

TAB 146462 / 146472 / 146482

Lifting capacities on the lattice fly jib with guyed telescopic boom

Forces de levage à la fléchette treillis fixe avec flèche télescopique haubanée




ft	169 ft + 8 ft*																					ft	
	23 ft			46 ft			69 ft			92 ft			115 ft			138 ft			161 ft				184 ft
	0°	20°	40°	0°	20°	40°	0°	20°	40°	0°	20°	40°	0°	20°	40°	0°	20°	40°	0°	20°	40°		0°
38	113			94.5																		38	
40	112			94																			40
45	104	63		88			72.5																45
50	97	61		82.5			70			52.4				40.6									50
55	90.5	58.6	43.2	77.5	51.5		66.5			51.5			39.9			30.6							55
60	85	56.4	42.3	72.5	49.6		62.5			49.7			38.4			30.4							60
65	80	54.5	41.4	68.5	47.8	34.4	59.3	46.7		47.9			37			29.3			23.8				65
70	75	52.7	40.7	64.5	46.2	33.8	56.1	45.6		46.2			35.7			28.3			23.1			18	70
75	71	51	40.1	61	44.7	33.2	53.2	44.4		44.6	31.8		34.5			27.3			22.2				75
80	66.5	49.4	39.4	57.7	43.3	32.5	50.5	43.3		43.2	31.6		33.3			26.4			21.4				80
85	62.5	47.9	38.8	54.5	41.9	32	47.9	42.2	31.7	41.8	30.7		32.1			25.5			20.7				85
90	58.9	46.5	38.3	51.5	40.7	31.5	45.5	41.1	31.1	40	29.9		31.1			24.7			19.9				90
95	55.7	45.3	37.8	48.9	39.5	31	43.2	39.9	30.5	38.1	29.1		30.1	22.2		23.8			19.2				95
100	52.8	44.2	37.3	46.5	38.4	30.5	41	38.8	30	36.3	28.3	22.2	29.2	22		23.1			18.5				100
105	50	43.1	37	44.1	37.3	30	38.8	37.7	29.5	34.5	27.6	22.2	28.2	21.3		22.4			17.9				105
110	47.5	42.2	36.8	41.9	36.5	29.6	37.1	36.4	29.1	32.8	26.9	21.8	27.3	20.7		21.7	15.9		17.3				110
115	45.1	41.2	36.5	39.7	35.6	29.3	35.4	34.8	28.6	31.4	26.3	21.5	26.3	20.2		21	15.5		16.7				115
120	42.7	40.3	36.3	37.7	34.9	29	33.7	33	28.2	30	25.7	21.1	25.3	19.6	15.2	20.3	15		16.1	11.4			120
125	40.4	39.4	36.1	35.7	34.1	28.8	32.1	31.5	27.8	28.7	25.1	20.8	24.4	19.1	15.2	19.5	14.6		15.6	11.3			125
130	38.2	38.1	35.8	33.8	33.4	28.5	30.5	30.1	27.4	27.5	24.5	20.5	23.7	18.6	14.9	18.7	14.1		15.1	10.9			130
135	36.6	36.7	35.6	32	32.1	28.3	29	28.7	27.2	26.2	24	20.2	22.8	18.2	14.6	18	13.8		14.5	10.6			135
140	35.3	35.3	34.9	30.3	30.6	28.1	27.5	27.4	26.7	24.9	23.5	19.9	21.8	17.7	14.4	17.4	13.4	10.4	13.9	10.3			140
145	33.9	33.9	33.6	28.7	29.1	27.8	26.1	26.1	26.1	23.7	23.1	19.7	20.9	17.3	14.2	16.9	13	10.4	13.3	10			145
150	32.7	32.6	32.3	27.6	27.6	27.5	24.7	24.9	24.9	22.5	22.2	19.5	19.9	16.8	13.9	16.4	12.6	10.2	12.9	9.7			150
155	31.5	31.3	31	26.6	26.6	26.5	23.4	23.7	23.8	21.3	21.3	19.4	19	16.5	13.7	15.9	12.3	10	12.5	9.4			155
160	30.3	30.1	29.8	25.6	25.6	25.5	22.2	22.6	22.7	20.2	20.3	19.2	18	16.2	13.5	15.4	12	9.9	12.2	9.2			160
165	29.1	28.9	28.6	24.6	24.7	24.6	21.1	21.4	21.7	19.1	19.3	19.1	17.1	15.9	13.3	15	11.6	9.7	11.8	8.9			165
170	28	27.8	27.4	23.7	23.8	23.6	20.3	20.4	20.7	18	18.4	19	16.2	15.6	13.2	14.6	11.4	9.6	11.5	8.7	6.9		170
175	26.9	26.7		22.8	22.9	22.7	19.6	19.5	19.8	17	17.5	18.2	15.4	15.3	13.1	14	11.2	9.4	11.1	8.4	6.7		175
180	25.8	25.6		21.9	22	21.8	18.9	18.8	19	16.2	16.7	17.4	14.5	15	13	13.4	11	9.3	10.8	8.2	6.6		180
185				21	21.2	21	18.2	18.1	18.2	15.6	15.8	16.6	13.7	14.6	12.9	12.7	10.8	9.2	10.5	8	6.5		185
190				20.2	20.4	20.1	17.5	17.4	17.5	15	15	15.8	12.9	14	12.8	12.1	10.6	9.1	10.2	7.9	6.4		190
195				19.4	19.6		16.9	16.8	16.8	14.5	14.4	15.1	12.1	13.3	12.6	11.5	10.5	9	9.8	7.7	6.3		195
200				18.5	18.9		16.2	16.1	16.1	13.9	13.8	14.5	11.5	12.6	12.5	10.9	10.3	8.9	9.4	7.5	6.2		200
205							15.6	15.5	15.5	13.4	13.3	13.9	11.1	11.9	12.3	10.3	10.1	8.8	8.9	7.4	6.1		205
210							15	14.9		12.9	12.7	13.3	10.7	11.4	11.9	9.7	9.9	8.7	8.3	7.2	6		210
215							14.4	14.3		12.4	12.2	12.7	10.3	11	11.4	9.3	9.8	8.6	7.9	7.1	5.9		215
220							13.9	13.7		11.9	11.7	12.2	10	10.5	10.9	8.9	9.5	8.5	7.4	6.9	5.8		220
225							13.3			11.4	11.3	11.7	9.6	10.1	10.4	8.6	9.1	8.4	6.9	6.8	5.7		225
230										11	10.8		9.2	9.7	9.9	8.2	8.6	8.3	6.5	6.6	5.6		230
235										10.5	10.4		8.9	9.3	9.5	7.9	8.2	8.3	6.1	6.5	5.6		235
240										10.1	9.9		8.5	8.8	9	7.5	7.8	8.2	5.7	6.4	5.5		240
245										9.7	9.5		8.2	8.4	8.6	7.2	7.4	7.9	5.4	6.2	5.4		245
250													7.9	8.1	8.2	6.9	7	7.5	5	5.9	5.3		250
255													7.6	7.7	7.8	6.5	6.7	7.1	4.7	5.5	5.3		255
260													7.2	7.4		6.2	6.4	6.7	4.4	5.1	5.3		260
265													6.9	7		5.9	6.1	6.3	4	4.7	5.3		265
270													6.6			5.5	5.7	6	3.7	4.4	5.1		270
275													6.3			5.2	5.4	5.6	3.4	4.1	4.7		275
280																4.9	5.1		3.1	3.8	4.3		280
285																4.6	4.7			3.4	3.9		285
290																4.2	4.4				3.5		290
295																3.9	4.1				3.2		295

* adapter / pièce d'adaptateur

TAB 146462 / 146472 / 146482

Lifting capacities on the lattice fly jib with guyed telescopic boom

Forces de levage à la fléchette treillis fixe avec flèche télescopique haubanée

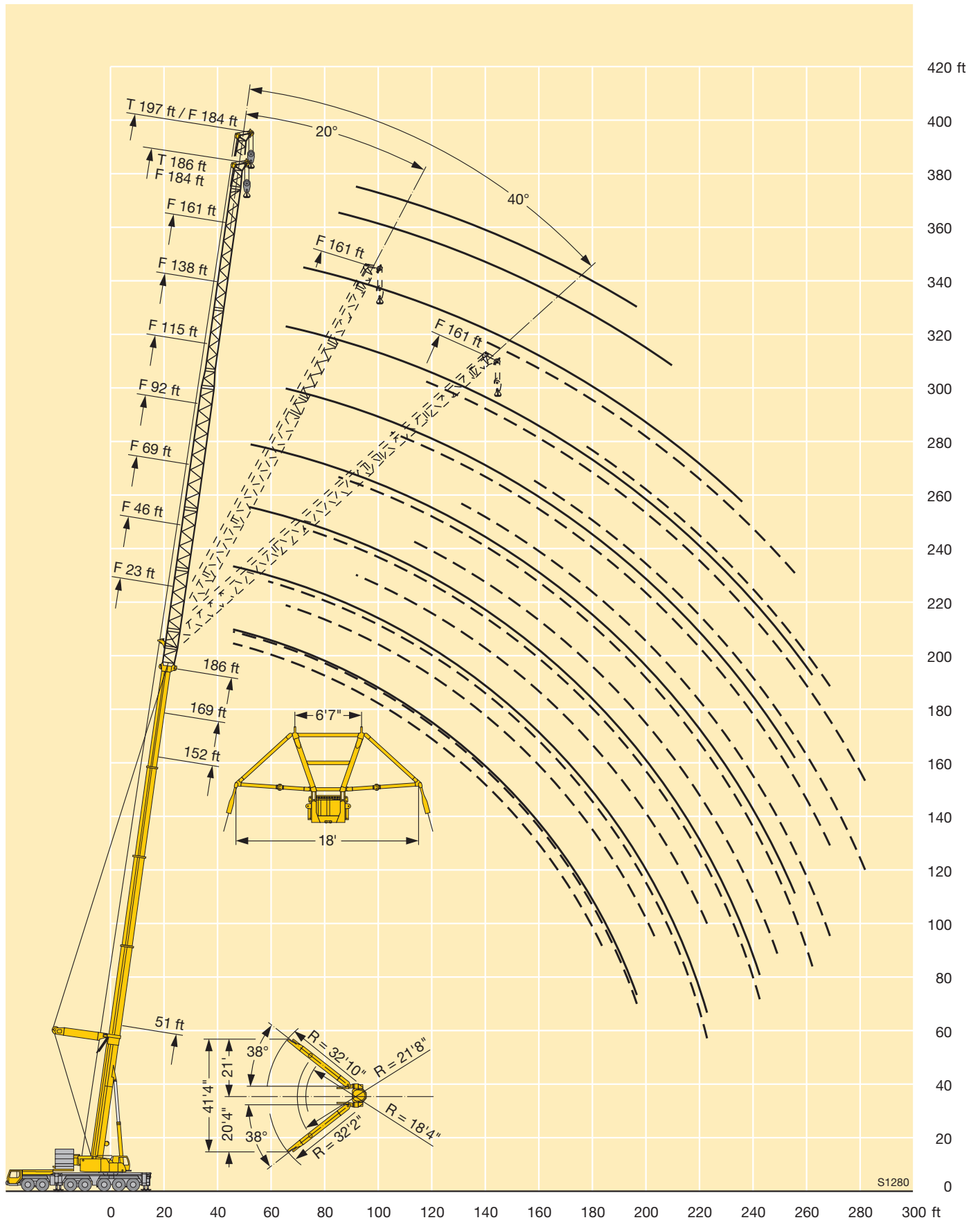


ft	186 ft + 8 ft*																					197 + 8 ft*		ft
	23 ft			46 ft			69 ft			92 ft			115 ft			138 ft			161 ft			184 ft	184 ft	
	0°	20°	40°	0°	20°	40°	0°	20°	40°	0°	20°	40°	0°	20°	40°	0°	20°	40°	0°	20°	40°	0°	0°	
38	100																							38
40	99																							40
45	92.5	63		76.5			64.5																	45
50	87	61		73			61.5			49.5														50
55	81.5	58.9	43.3	69	49.5		58.2			48.7			36.7											55
60	76.5	56.8	42.5	65	49.2		55.2			47			36.4											60
65	72	54.9	41.7	61.5	47.5	34.4	52.4			45.1			35.2			28.4								65
70	68	53.2	41	58.1	46	33.8	49.7	44.2		43			34.1			27.6			21.6					70
75	64	51.6	40.4	55	44.6	33.2	47.1	43.6		41			33			26.7			21.2					75
80	60.5	50.1	39.8	52.1	43.2	32.6	44.7	42.5		38.9			32			25.9			20.5					80
85	57.2	48.7	39.2	49.4	42	32	42.5	41.3		37	30.1		30.9			25.1			19.8			15.4		85
90	54	47.3	38.7	46.8	40.9	31.5	40.5	39.8	30.6	35.3	29.4		30			24.3			19.1			14.9	14	90
95	51.2	46.1	38.2	44.4	39.8	31.1	38.5	38.1	30.3	33.7	28.7		28.9			23.5			18.5			14.4	13.7	95
100	48.6	44.9	37.7	42.1	38.7	30.6	36.6	36.4	29.8	32.1	28		27.6	21.1		22.8			17.8			13.9	13.2	100
105	46.1	43.9	37.2	40.2	37.8	30.2	34.7	34.8	29.3	30.6	27.3		26.4	21.1		22.1			17.2			13.3	12.7	105
110	43.7	42.7	37	38.4	36.8	29.8	33	33.2	28.9	29.2	26.7	21.5	25.2	20.5		21.5			16.7			12.9	12.2	110
115	41.4	40.9	36.7	36.6	35.4	29.5	31.5	31.6	28.5	27.8	26.1	21.3	24	19.9		20.8	15.1		16.2			12.4	11.8	115
120	39.2	38.9	36.5	34.8	33.8	29.1	30.1	30	28.2	26.4	25.5	21	22.9	19.4		20.2	14.9		15.6			11.9	11.4	120
125	37.2	36.9	36.2	33.1	32.2	28.8	28.8	28.5	27.8	25.2	25	20.6	21.8	19		19.5	14.4		15.2			11.5	11	125
130	35.1	35.1	35	31.4	30.7	28.6	27.5	27.2	27	24.1	24.1	20.4	20.8	18.5	14.7	18.6	14.1		14.7			11.1	10.6	130
135	33.2	33.3	33.4	29.8	29.3	28.4	26.2	26	25.8	23.1	23	20.1	19.8	18.1	14.5	17.7	13.7		14.2	10.4		10.7	10.2	135
140	31.5	31.6	31.8	28.2	28	27.8	24.8	24.8	24.7	22.1	21.9	19.9	18.8	17.6	14.3	16.9	13.3		13.8	10.3		10.3	9.9	140
145	30.3	29.9	30.2	26.7	26.6	26.5	23.6	23.7	23.6	21.1	20.7	19.6	18	17.2	14.1	16.1	13		13.3	10		9.9	9.5	145
150	29	28.8	29	25.3	25.4	25.3	22.3	22.6	22.5	20.1	19.8	19.4	17.2	16.8	13.9	15.4	12.7		12.7	9.7		9.6	9.1	150
155	27.9	27.7	27.8	23.8	24.1	24.1	21.2	21.5	21.5	19	18.9	19.2	16.4	16.4	13.7	14.7	12.3	9.9	12.2	9.5		9.2	8.7	155
160	26.8	26.6	26.6	22.7	22.9	23	20	20.5	20.6	18.1	18	18.6	15.7	16.1	13.5	14	12	9.8	11.7	9.2		8.9	8.4	160
165	25.7	25.5	25.5	21.8	21.8	21.9	18.9	19.5	19.6	17.1	17.2	17.8	14.9	15.7	13.3	13.4	11.7	9.7	11.1	9		8.5	8	165
170	24.6	24.5	24.4	21	20.8	21	17.8	18.6	18.7	16.2	16.3	17	14.2	15.1	13.1	12.7	11.4	9.5	10.6	8.7		8.3	7.6	170
175	23.5	23.5	23.3	20.2	19.9	20.1	17.1	17.6	17.8	15.3	15.6	16.3	13.6	14.4	13	12.1	11.2	9.4	10	8.5	6.7	7.9	7.2	175
180	22.5	22.5	22.3	19.4	19	19.3	16.4	16.7	17	14.5	14.8	15.5	12.9	13.7	12.9	11.6	11	9.3	9.5	8.3	6.6	7.4	6.7	180
185	21.6	21.6		18.6	18.2	18.5	15.8	15.9	16.2	13.6	14	14.8	12.2	13.1	12.8	11	10.8	9.2	9	8	6.5	7	6.2	185
190	20.6	20.6		17.9	17.4	17.6	15.2	15.3	15.5	12.8	13.3	14.1	11.5	12.5	12.8	10.4	10.7	9.1	8.5	7.8	6.3	6.5	5.8	190
195	19.7	19.8		17.2	16.6	16.9	14.6	14.7	14.9	12.3	12.5	13.4	10.9	11.9	12.3	9.9	10.5	9	8	7.7	6.2	6.1	5.3	195
200				16.5	15.9	16.1	14	14.1	14.3	11.8	12	12.7	10.2	11.3	11.7	9.3	10.2	8.9	7.5	7.5	6.1	5.6	4.9	200
205				15.8	15.3		13.4	13.6	13.7	11.4	11.5	12.1	9.6	10.8	11.2	8.8	9.7	8.9	7.1	7.4	6	5.2		205
210				15.1	14.6		12.9	13.1	13.1	10.9	11.1	11.6	9.2	10.2	10.7	8.3	9.3	8.8	6.6	7.3	6	4.8		210
215				14.5	14		12.4	12.5	12.5	10.5	10.6	11.1	8.9	9.7	10.2	7.8	8.8	8.7	6.2	7.1	5.9	4.4		215
220				13.8	13.5		11.8	12	12	10.1	10.2	10.6	8.5	9.2	9.7	7.3	8.4	8.6	5.7	6.9	5.8			220
225							11.3	11.5		9.7	9.8	10.2	8.1	8.8	9.2	6.9	7.9	8.4	5.3	6.5	5.7			225
230							10.8	11		9.3	9.4	9.7	7.7	8.4	8.7	6.5	7.4	8	4.9	6.1	5.6			230
235							10.3	10.6		8.9	9	9.3	7.3	8	8.3	6.1	7	7.6	4.5	5.7	5.6			235
240							9.9	10.1		8.5	8.6	8.8	7	7.6	7.9	5.7	6.6	7.2	4.1	5.3	5.5			240
245										8.2	8.2	8.4	6.6	7.2	7.5	5.3	6.2	6.8		4.9	5.4			245
250										7.8	7.8		6.2	6.8	7.1	5	5.8	6.4		4.5	5.4			250
255										7.4	7.4		5.8	6.4	6.7	4.6	5.4	6		4.1	5.1			255
260										7.1	7		5.5	6.1	6.3	4.3	5	5.6		3.8	4.7			260
265										6.7			5.1	5.7	5.9	3.9	4.6	5.1			4.3			265
270													4.8	5.3		3.6	4.2	4.7			3.9			270
275													4.4	5		3.2	3.9	4.3			3.5			275
280													4.1	4.6			3.5	3.9						280
285													3.8	4.2			3.2	3.5						285

* adapter / pièce d'adaptateur

TAB 146462 / 146472 / 146482

Lifting heights Hauteurs de levage



Lifting capacities on the luffing lattice jib

Forces de levage à la fléchette treillis relevable



ft	51 ft + 13 ft*												84 ft + 13 ft*												ft	
	ft																									
	46	69	92	115	138	161	184	207	230	253	276	46	69	92	115	138	161	184	207	230	253	276				
22	262																							22		
24	262																								24	
26	262																								26	
28	262																								28	
30	262										214														30	
32	262	220									214														32	
34	260	219									214														34	
36	256	217									214														36	
38	253	215	170								214	157													38	
40	247	212	169								214	157													40	
45	223	204	166	133							212	157	127												45	
50		195	163	132							194	157	127												50	
55		181	160	130	106							157	127	103											55	
60		165	157	128	104	87						156	127	102	83										60	
65		151	150	126	103	86						145	127	102	82.5	68									65	
70		139	139	125	102	85	69					134	126	101	82	68									70	
75			129	122	100	84	68.5	57.7						121	101	81.5	67.5	55.3							75	
80			120	118	99.5	83	68	57.5						113	101	81.5	67	55.2							80	
85			112	110	98.5	82	67	56.9	46.8					106	101	81	67	54.9	45.9						85	
90			104	103	98	81	66.5	56.3	46.3	39.1				100	96	80.5	66.5	54.6	45.6	37.3					90	
95				97	95	80.5	66	55.8	45.9	38.7	31.4				94	80.5	66.5	54.3	45.4	37.1	31				95	
100				91.5	90	80	65.5	55.3	45.4	37.9	31.3				86	80	66	54	45.1	36.8	30.9	24.7			100	
105				86	85	79.5	64.5	54.8	45	37.1	30.9				82	79	66	53.8	44.9	36.6	30.7	24.7			105	
110				81.5	80.5	78.5	64	54.4	44.5	36.4	30.5				77.5	75	66	53.6	44.7	36.4	30.6	24.5			110	
115				71	76	75.5	64	53.9	44.1	35.6	30.1				73.5	71.5	66	53.4	44.5	36.2	30.4	24.3			115	
120					72.5	71.5	63.5	53.4	43.8	34.9	29.6					68.5	65	53.3	44.3	36	30.2	24.1			120	
125					68.5	68	63	52.9	43.4	34.2	29.1					65.5	63	53.3	44.2	35.9	30	24			125	
130					65.5	65	62	52.1	43.1	33.6	28.6					62.5	60	53.2	44.1	35.7	29.8	23.8			130	
135					60.5	62	60	51.3	42.8	32.9	28.1					59.5	57.8	52.9	44.1	35.5	29.5	23.6			135	
140						59	57.7	50.6	42.7	32.3	27.7					56.8	55.5	52.2	44.1	35.4	29.2	23.5			140	
145						56.4	55.1	49.8	42.6	31.7	27.2						53.3	51.2	44.1	35.3	28.8	23.3			145	
150						54	52.7	49.1	42.5	31.2	26.8						51	49.4	44.1	35.3	28.5	23.2			150	
155						51	50.5	48.4	42.3	30.6	26.4						48.9	47.6	44.1	35.3	28.1	23.1			155	
160						45.2	48.4	47.3	42	30.1	26						46.9	45.8	43.5	35.3	27.8	23			160	
165							46.4	45.8	41.6	29.6	25.6							44	42.3	35.3	27.5	22.8			165	
170							44.6	43.9	41.2	29.1	25.3							42.2	40.8	35.3	27.2	22.8			170	
175							42.7	42.2	40.4	28.6	25							40.6	39.4	35.3	26.9	22.8			175	
180							39.7	40.5	39.2	28.2	24.7							39	37.9	35.2	26.6	22.7			180	
185								39	37.7	27.8	24.4							37.5	36.5	34.6	26.3	22.5			185	
190									37.5	27.4	24.1							36.1	35.1	33.4	26	22.4			190	
195									36.1	27.1	23.8								33.8	32.3	25.7	22.2			195	
200									33.9	26.7	23.5								32.5	31.1	25.5	22.1			200	
205										26.5	23.2								31.3	29.9	25.2	21.9			205	
210										26.2	23								28.8	28.8	25	21.7			210	
215										26	22.7									27.7	27.7	24.8	21.6			215
220										25.8	22.5									26.7	26.7	24.7	21.4			220
225										25.7	22.3									25.7	25.7	24.4	21.3			225
230										25.4	22.1									24.8	24.8	23.8	21.2			230
235										24.9	22									23.9	23.9	22.9	21.1			235
240										23.5	21.8									22.1	22.1	20.9	21			240
245										21.7	21.6											21.3	20.4			245
250											21.1											20.5	19.6			250
255											20.3											19.8	18.8			255
260											19.3												18.1			260
265											17.8												17.4			265
270											15.7												16.8			270
275											13												16.1			275
280																							15.3			280

* adapter / pièce d'adaptateur

Lifting capacities on the luffing lattice jib

Forces de levage à la fléchette treillis relevable

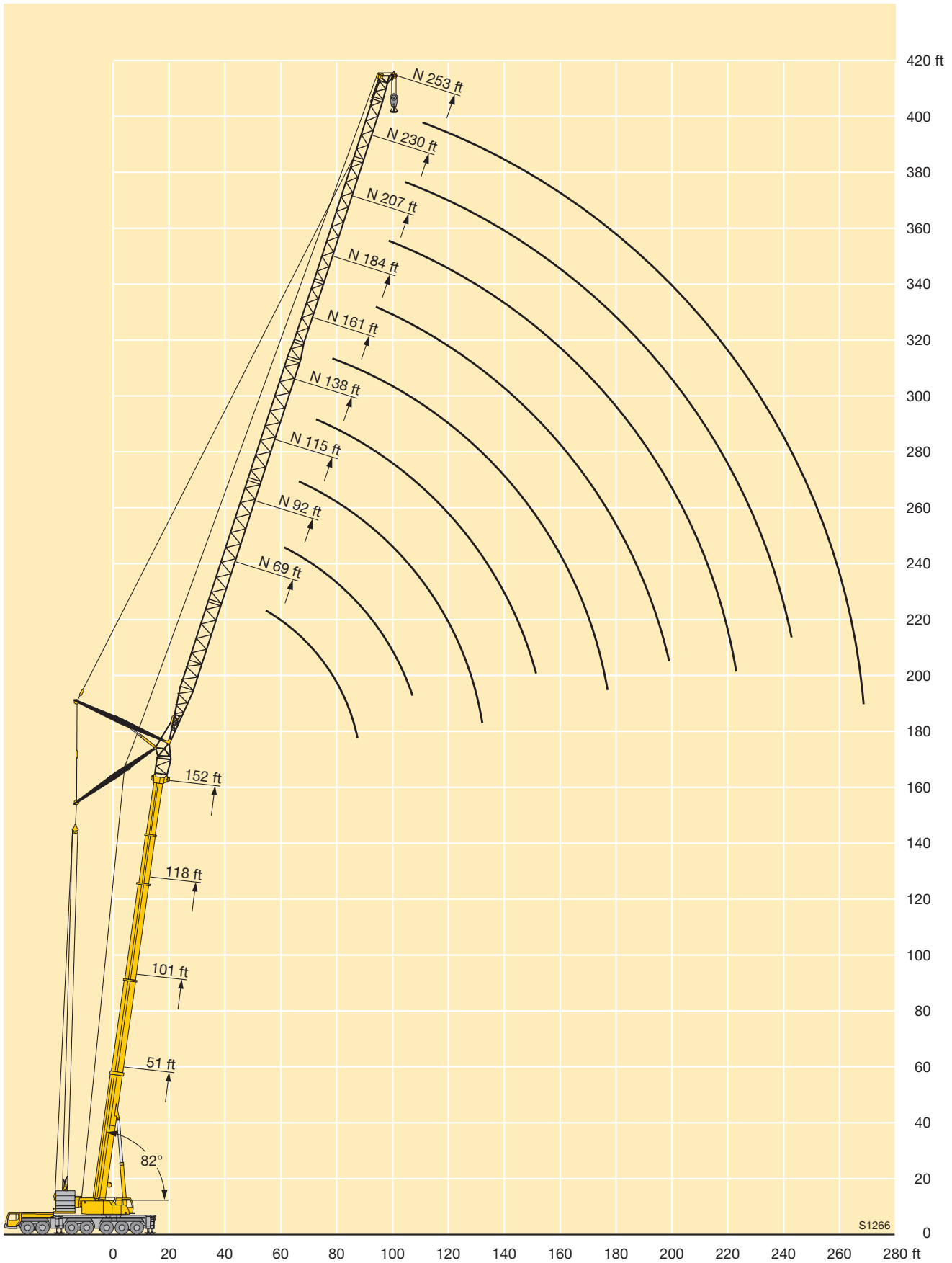


ft	118 ft + 13 ft*										152 ft + 13 ft*								186 ft + 13 ft*						ft	
	69	92	115	138	161	184	207	230	253	276	69	92	115	138	161	184	207	230	253	69	92	115	138	161		184
45	106																								45	
50	106																									50
55	106	86	69							66.5																55
60	105	85.5	69							66.5	52.5															60
65	103	85	69	56						66	52.5	42.2														65
70	100	84.5	68.5	55.8	46.1					65	52.4	42.1	33.8													70
75	98	83.5	68.5	55.6	46					64	52.2	41.9	33.7	27												75
80		82	68	55.4	45.9					63	51.9	41.7	33.5	27												80
85		80.5	68	55.2	45.7	37.2				62	51.4	41.6	33.4	26.9												85
90		79	67.5	55	45.5	37	30.5				50.8	41.4	33.3	26.8	21.1											90
95		78	66.5	54.9	45.3	36.9	30.4	24.5			50.2	41.2	33.2	26.7	21.1	15										95
100		77	65.5	54.8	45.2	36.8	30.3	24.4	18.9		49.6	40.8	33.1	26.7	21.1	15	9.5									100
105			64.5	54.8	45	36.6	30.2	24.3	18.9			40.5	32.9	26.6	21	15	9.5									105
110			63.5	54.4	44.9	36.5	30.1	24.2	18.9	12.9		40.1	32.7	26.5	20.9	15	9.5	5.3								110
115			63	53.8	44.8	36.4	30	24	18.9	12.9		39.8	32.5	26.4	20.9	15	9.5	5.3								115
120			63	53.1	44.8	36.3	29.9	23.9	18.8	12.9		39.4	32.3	26.3	20.8	15	9.5	5.3								120
125				52.4	44.7	36.2	29.8	23.8	18.7	12.9		39	32.1	26.2	20.7	15	9.5	5.3								125
130				52	44.6	36.2	29.6	23.7	18.6	12.9		38.5	31.9	26.1	20.7	15	9.5	5.3								130
135				51.7	44.1	36.1	29.6	23.6	18.5	12.8			31.7	25.9	20.6	15	9.5	5.3								135
140				51.4	43.7	36.1	29.5	23.5	18.4	12.8			31.4	25.7	20.6	15	9.5	5.3								140
145				50.8	43.2	36	29.5	23.4	18.3	12.8			31.1	25.6	20.5	15	9.5	5.3								145
150				49	43.1	35.9	29.5	23.4	18.2	12.7			30.8	25.4	20.4	15	9.5	5.3								150
155					43	35.7	29.5	23.4	18.2	12.7				25.3	20.3	15	9.5	5.3								155
160					42.7	35.4	29.5	23.4	18.2	12.6				25.1	20.2	15	9.5	5.3								160
165					42	35.1	29.5	23.4	18.2	12.6				25	20.1	15	9.5	5.3								165
170					40.6	35.1	29.5	23.4	18.2	12.6				24.8	20.1	15	9.5	5.3								170
175						35.1	29.5	23.4	18.2	12.6				24.7	20	15	9.5	5.3								175
180						35	29.5	23.4	18.2	12.6					19.9	15	9.5	5.3								180
185						34.5	29.4	23.4	18.2	12.6					19.8	15	9.5	5.3								185
190						33.4	29.4	23.4	18.2	12.6					19.7	15	9.5	5.3								190
195							29.4	23.4	18.2	12.6					19.6	15	9.5	5.3								195
200							29.4	23.4	18.2	12.6						15	9.5	5.3								200
205							29.1	23.4	18.2	12.6						15	9.5	5.3								205
210							28.2	23.4	18.2	12.6						15	9.5	5.3								210
215							27.3	23.4	18.2	12.6						15	9.5	5.3								215
220								23.4	18.2	12.6						15	9.5	5.3								220
225								23.3	18.2	12.6							9.5	5.3								225
230								23	18.2	12.6							9.5	5.3								230
235								22.2	18.2	12.6							9.5	5.3								235
240									18.2	12.6							9.5	5.3								240
245									18.2	12.6								5.3								245
250									18.2	12.6								5.3								250
255									18.1	12.6								5.3								255
260									17.5	12.6								5.3								260
265										12.6								5.3								265
270										12.6																270
275										12.6																275
280										12.6																280

* adapter / pièce d'adaptateur

TAB 146494

Lifting heights Hauteurs de levage



Lifting capacities on the luffing lattice jib

Forces de levage à la flèche treillis relevable



ft	51 ft + 13 ft*											84 ft + 13 ft*											ft
	ft																						
	46	69	92	115	138	161	184	207	230	253	276	46	69	92	115	138	161	184	207	230	253	276	
38	217																						38
40	217																						40
45	213	185																					45
50	197	184									174												50
55		176	151								166	149											55
60		160	150								151	147											60
65		146	144	121							138	135											65
70		135	134	119								125	116										70
75		125	124	117	96							117	112	96									75
80			115	114	95.5							109	105	95.5									80
85			108	106	94	78.5						101	98	94									85
90			101	99.5	93	78							92.5	89	77								90
95			94.5	93.5	90.5	77	63						87.5	84	76.5	63							95
100				87.5	86.5	76	63						82.5	79.5	75.5	63							100
105				82.5	81.5	75.5	62						78	75	72.5	63							105
110				78	77	74.5	61.5	52					73.5	71.5	69	62.5	51.2						110
115				74	73	72	61	51.6	42.1					68	65.5	62	51	42.3					115
120				70.5	69.5	68.5	60.5	51.2	41.9					65	62.5	60	50.8	42.2					120
125					66	65	59.8	50.7	41.5					62	59.8	57.5	50.6	42					125
130					62.5	62	59.6	50.3	41.2	34.1				58.9	57.3	55	50.4	41.8	34				130
135					59.8	59.1	57.6	49.9	40.8	33.6	27.6				54.9	52.7	49.9	41.7	33.9	28.1			135
140					57.1	56.4	55	49.5	40.5	33	27.5				52.5	50.5	48.7	41.6	33.8	28			140
145						53.8	52.5	49.3	40.2	32.4	27.3				50.2	48.5	46.7	41.4	33.7	28			145
150						51.5	50.2	49.1	39.9	31.8	27.1				48	46.6	44.8	41.3	33.5	27.9	22.1		150
155						49.4	48	47.4	39.6	31.3	26.8				45.9	44.8	43.1	40.7	33.4	27.9	22.1		155
160						47.3	46	45.3	39.5	30.7	26.5					43	41.4	39.6	33.3	27.9	22		160
165						45.4	44.1	43.4	39.4	30.2	26.1					41.2	39.9	38	33.2	27.8	22		165
170						43.6	42.3	41.6	39.4	29.7	25.8					39.6	38.5	36.6	33.1	27.7	22		170
175							40.7	40	38.4	29.2	25.4					38	37	35.3	32.8	27.4	22		175
180							39.1	38.4	37	28.8	25.1						35.5	34	31.9	27.1	22		180
185							37.6	36.9	35.5	28.5	24.8							34.1	32.8	30.8	26.9	22	185
190							36.2	35.5	34.1	28.1	24.5							32.8	31.7	29.6	26.6	22	190
195								34.1	32.8	27.7	24.2							31.5	30.5	28.6	26.3	21.9	195
200								32.9	31.5	27.4	24							30.4	29.3	27.6	25.8	21.9	200
205								31.7	30.3	27	23.7								28.2	26.6	25.1	21.9	205
210								30.5	29.2	26.7	23.5								27.1	25.7	24.2	21.9	210
215								29.4	28.1	26.3	23.3								26.1	24.7	23.3	21.9	215
220									27.1	25.8	23.1								25.1	23.7	22.5	21.3	220
225									26.1	25.1	22.8									22.8	21.7	20.5	225
230									25.1	24.2	22.6									21.9	20.9	19.8	230
235									24.2	23.3	21.9									21.1	20.1	19	235
240										22.4	21.1									20.3	19.3	18.3	240
245										21.6	20.3										18.5	17.6	245
250										20.8	19.5										17.8	16.9	250
255										20	18.7										17.1	16.2	255
260										18.7	18										16.5	15.5	260
265											17.3										15.8	14.9	265
270											16.6											14.2	270
275											16											13.6	275
280											15.4											13.1	280
285																						12.5	285

* adapter / pièce d'adaptateur

Lifting capacities on the luffing lattice jib

Forces de levage à la flèche treillis relevable

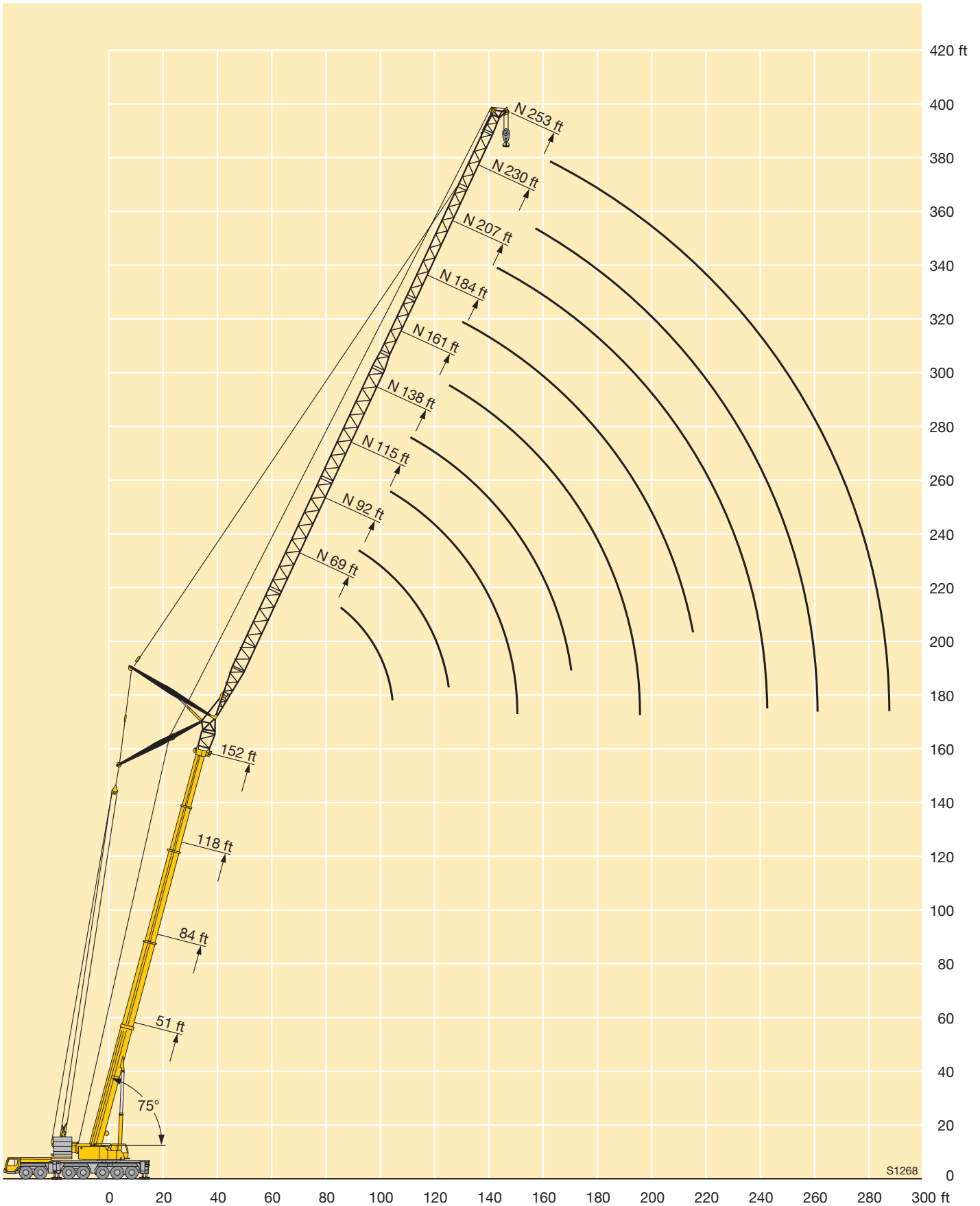


ft	118 ft + 13 ft*										152 ft + 13 ft*								186 ft + 13 ft*						ft	
	ft										ft								ft							
	69	92	115	138	161	184	207	230	253	276	69	92	115	138	161	184	207	230	253	69	92	115	138	161		184
70	91																									70
75	88.5	78																								75
80	84.5	77																								80
85	81	74.5								55.9																85
90	78	72	63							54.1	47															90
95	75	69.5	62	53.1						52.3	46.3									33						95
100		67	60.5	52.9						50.6	45.1	37.8								32.7	26.5					100
105		65	58.9	52							43.9	37.8								31.5	26.5					105
110		63	57.4	51	43.6						42.7	36.9	31.1							30.4	25.8					110
115		61	55.8	50	43.4	35.1					41.5	36.1	30.7								25.1	20.4				115
120			54.3	48.9	42.9	35					40.3	35.3	30.1	25							24.4	20.2				120
125			52.8	47.9	42.3	35						34.5	29.5	25							23.7	19.8				125
130			51.4	46.7	41.6	34.9	28.6					33.6	28.8	24.6	19.8						22.9	19.3	15.3			130
135			49.9	45.5	40.9	34.7	28.6					32.8	28.3	24.2	19.7						22.2	18.7	15	10.9		135
140				44.4	40.1	34.4	28.5	22.6				32.1	27.7	23.7	19.4	14.3						18.2	14.6	10.9		140
145				43.3	39.2	33.9	28.4	22.6				31.3	27	23.3	19.2	14.3						17.6	14.3	10.9		145
150				42.3	38.4	33.4	28.3	22.6	18			30.8	26.4	22.9	18.8	14.3						17.1	13.9	10.9	6.1	150
155				40.9	37.6	32.9	28.2	22.6	18				25.9	22.5	18.5	14.3	9					16.6	13.5	10.9	6.1	155
160				39.4	36.8	32.3	28	22.6	18	12.1			25.3	22.1	18.2	14.3	9	4.9					13.1	10.8	6.1	160
165					35.9	31.7	27.6	22.6	18	12.1			24.8	21.6	17.8	14.3	9	4.9					12.7	10.5	6.1	165
170					34.8	31.1	27.3	22.6	18	12.1			24.4	21.2	17.5	14.3	9	4.9					12.4	10.3	6.1	170
175					33.6	30.5	26.9	22.5	18	12.1				20.8	17.2	14	9	4.9					12	10	6.1	175
180					32.4	29.9	26.5	22.4	18	12.1				20.5	16.9	13.8	9	4.9					11.7	9.8	6.1	180
185						29.2	26.1	22.1	18	12.1				20.2	16.6	13.5	9	4.9						9.6	6.1	185
190						28.2	25.7	21.8	18	12.1				19.9	16.3	13.3	9	4.9						9.3	6.1	190
195						27.2	25.3	21.5	18	12.1				19.8	16	13.1	9	4.9						9.1	6.1	195
200						26.3	24.9	21.2	18	12.1					15.7	12.9	9	4.9					8.9	6.1	6.1	200
205						25.5	24.3	20.8	17.9	12.1					15.5	12.6	9	4.9						6.1	6.1	205
210							23.5	20.5	17.6	12.1					15.3	12.4	9	4.9						6.1	6.1	210
215							22.7	20.2	17.3	12.1					15.2	12.2	9	4.9						6.1	6.1	215
220							21.9	19.8	17	12.1						12	9	4.9						6	6.1	220
225							21.2	19.3	16.8	12.1						11.8	9	4.9						5.8	6.1	225
230								18.6	16.5	12.1						11.7	9	4.9							6.1	230
235								18	16.2	12.1						11.7	9	4.9							6.1	235
240								17.3	15.9	12.1						11.6	8.9	4.9							6.1	240
245								16.7	15.4	12.1							8.8	4.9							6.1	245
250								16.2	14.8	12.1							8.7	4.9							6.1	250
255								15.6	14.2	12.1							8.7	4.9							6.1	255
260									13.7	11.9							8.6	4.9							6.1	260
265									13.2	11.5								4.9							6.1	265
270									12.7	11								4.9							6.1	270
275									12.2	10.5								4.9							6.1	275
280										10.1								4.9							6.1	280
285										9.6								4.9							6.1	285
290										9.2															6.1	290
295										8.8															6.1	295
300										8.5															6.1	300

* adapter / pièce d'adaptateur

TAB 146497

Lifting heights Hauteurs de levage



Lifting capacities on the luffing lattice jib

Forces de levage à la flèche treillis relevable



ft	51 ft + 13 ft*											84 ft + 13 ft*											ft
	ft											ft											
	46	69	92	115	138	161	184	207	230	253	276	46	69	92	115	138	161	184	207	230	253	276	
50	179																						50
55	171																						55
60	156																						60
65	143	140									129												65
70		131									120												70
75		121	120								111	103											75
80		112	111									101											80
85		105	104	102								94.5											85
90			97	95.5								89	83.5										90
95			91	89.5	84.5							83.5	80.5										95
100				85.5	84.5	83							76.5	69.5									100
105					79.5	78							72.5	69.5									105
110					75	74	71						68.5	66									110
115					71	70	68.5						65	62.5	58.4								115
120					67.5	66.5	65.5	57.2						59.8	57.4								120
125					64	63	62	57.1						57.1	54.7								125
130					61	60	59.2	56.6						54.5	52.4	49.5							130
135						57.2	56.4	54.8	47.2					52	50.1	47.9	44.9						135
140						54.6	53.8	52.4	47.1					49.6	48.1	45.9	44.1						140
145						52.2	51.4	50	46.8						46.1	44	42.2						145
150						49.9	49.2	47.8	46.4	38					44.1	42.3	40.5	38.2					150
155							47.1	45.7	44.9	37.9					42.2	40.6	38.9	37					155
160							45.1	43.8	43	37.7	30.6				40.5	39.1	37.4	35.5	31.1				160
165							43.3	41.9	41.2	37.6	30.5					37.6	35.9	34.1	31				165
170							41.5	40.2	39.5	37.5	30.1					36.1	34.6	32.7	30.5				170
175							39.9	38.6	37.8	36.3	29.6	24.8				34.6	33.3	31.5	29.4	25.9			175
180								37.1	36.3	34.9	29.2	24.8				33.2	32.1	30.3	28.2	25.9			180
185								35.6	34.9	33.5	28.8	24.8				31.9	30.9	29.2	27.1	25.6			185
190								34.3	33.5	32.1	28.4	24.7				30.7	29.6	28.1	26.1	24.5			190
195								33	32.2	30.8	28.1	24.4					28.5	27.1	25.1	23.6	20.4		195
200									31	29.6	27.7	24.1					27.4	26.2	24.2	22.6	20.4		200
205									29.8	28.5	27.2	23.9					26.3	25.2	23.3	21.8	20.2		205
210									28.7	27.4	26.4	23.7					24.2	22.4	20.9	19.7			210
215									27.7	26.3	25.3	23.4						23.2	21.6	20.1	18.9		215
220									26.7	25.3	24.3	22.8						22.3	20.8	19.4	18.2		220
225										24.4	23.4	22						21.5	20	18.6	17.4		225
230										23.5	22.5	21.1						20.7	19.2	17.9	16.7		230
235										22.6	21.6	20.3						19.9	18.4	17.3	16.1		235
240										21.8	20.8	19.4						17.7	16.6	15.4			240
245											20	18.6						17	15.9	14.8			245
250											19.2	17.9							16.3	15.2	14.2		250
255											18.5	17.2							15.7	14.6	13.6		255
260											17.8	16.5								14	13		260
265												17.2	15.8							13.4	12.4		265
270													15.2							12.8	11.8		270
275													14.6							12.3	11.4		275
280													14							11.9	10.9		280
285													13.4								10.4		285
290																					10		290
295																						9.6	295
300																						9.2	300

* adapter / pièce d'adaptateur

TAB 146500

Lifting capacities on the luffing lattice jib

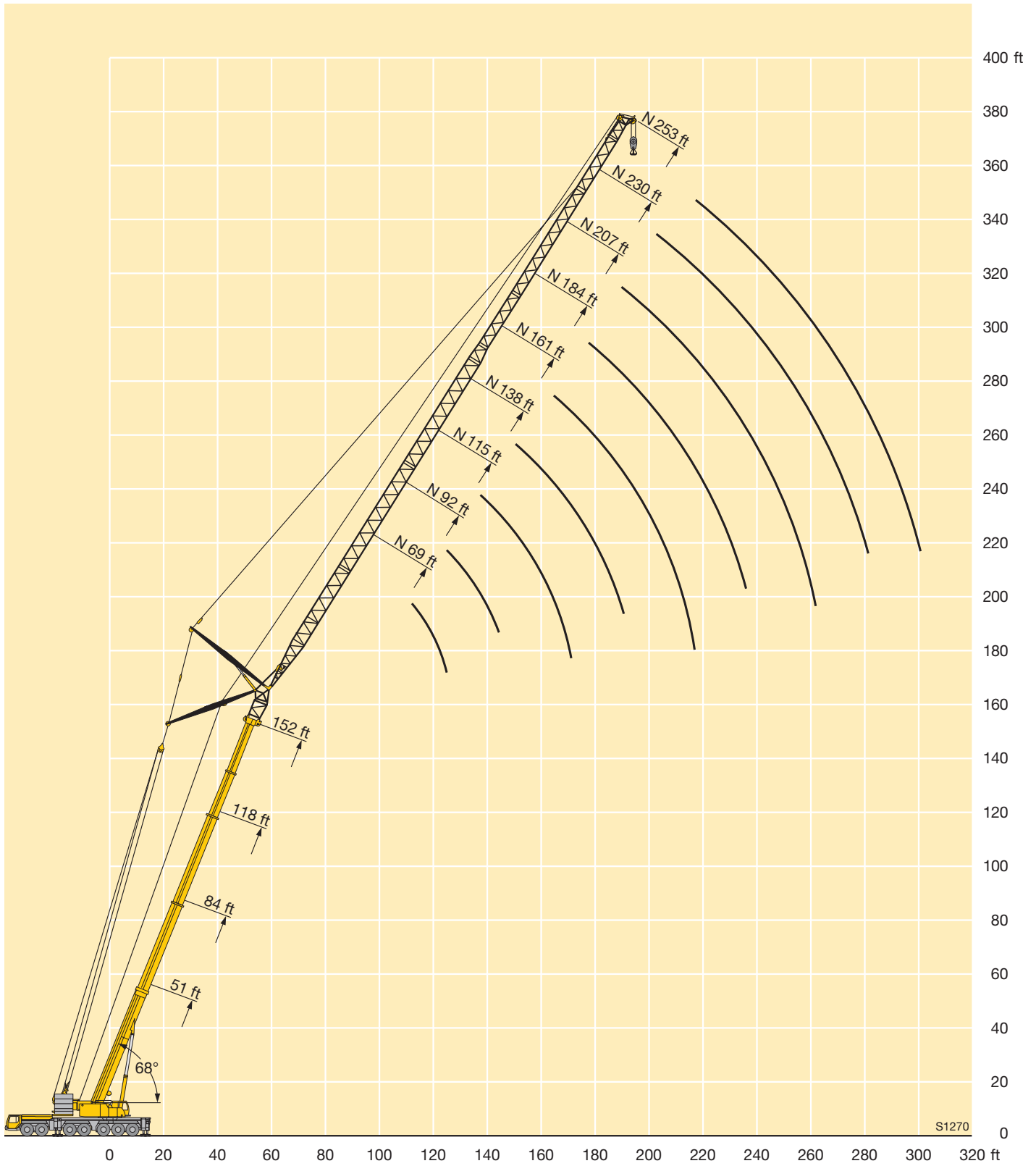
Forces de levage à la fléchette treillis relevable



ft	118 ft + 13 ft*										152 ft + 13 ft*										186 ft + 13 ft*						ft	
	69	92	115	138	161	184	207	230	253	276	69	92	115	138	161	184	207	230	253	69	92	115	138	161	184			
95	68																								95			
100	64.5	56																							100			
105	61.5	56																							105			
110	59	56								41.3															110			
115		54.4	49.6							40.1															115			
120		52.3	48.9							38.5	34.4														120			
125		50.4	47.1							34.3															125			
130		48.4	45.4	42.1						33															130			
135			43.6	41						31.9	28												22.5		135			
140			41.9	39.6	35.8					30.8	27.6												17.6		140			
145			40.2	38.2	35.6					26.6													17.5		145			
150			38.6	36.6	34.5					25.7	22.6												16.8		150			
155			37.2	35.2	33.3	29.6				24.9	22												16.2	13.1	155			
160				33.9	32	29.2				24.2	21.2	18.5											12.8		160			
165				32.6	30.7	28.3				23.5	20.5	18.4											12.3		165			
170				31.4	29.5	27.4	24.7			22.8	19.8	17.8											11.9	9.7	170			
175				30.3	28.4	26.3	24.2				19.3	17.2	14.1										11.5	9.5	175			
180					27.4	25.3	23.6	20			18.7	16.7	13.9										11.2	9.1	7.3	180		
185					26.4	24.3	23	19.9			18.2	16.2	13.5											8.8	7.3	185		
190					25.5	23.4	22.3	19.4			17.7	15.7	13	11										8.6	7	190		
195					24.6	22.5	21.4	18.9	16.3			15.3	12.6	10.7											8.3	6.8	4.8	195
200					23.8	21.7	20.6	18.4	16			14.8	12.2	10.4	8.1										8	6.5	4.6	200
205						20.9	19.8	17.9	15.6	12.1			14.4	11.9	10.1	8										6.3	4.4	205
210						20.2	19.1	17.1	15.2	12.1			14	11.6	9.8	7.8										6.1	4.2	210
215						19.5	18.4	16.4	14.8	11.9			13.8	11.3	9.6	7.5	4.9									5.9	4	215
220						18.8	17.7	15.8	14.3	11.7				11	9.3	7.3	4.9									5.6	3.8	220
225						17	15.1	13.8	11.4					10.7	9	7	4.9									5.4	3.6	225
230							16.4	14.5	13.1	11.2				10.5	8.8	6.8	4.9										3.4	230
235							15.8	13.9	12.6	10.7				10.3	8.5	6.6	4.9										3.2	235
240							15.3	13.4	12	10.2					8.3	6.4	4.8										3	240
245							14.7	12.8	11.5	9.7					8.1	6.2	4.7										2.8	245
250								12.3	11	9.2					7.9	6	4.5											250
255								11.8	10.5	8.7					7.7	5.8	4.4											255
260								11.4	10	8.3					7.6	5.6	4.2											260
265								10.9	9.6	7.8						5.4	4											265
270									9.1	7.4						5.2	3.8											270
275									8.7	7						5	3.6											275
280									8.3	6.6						4.9	3.5											280
285									7.9	6.2							3.3											285
290									7.6	5.8							3.1											290
295									7.2	5.4							3											295
300										5.1							2.9											300
305										4.8																		305
310										4.5																		310

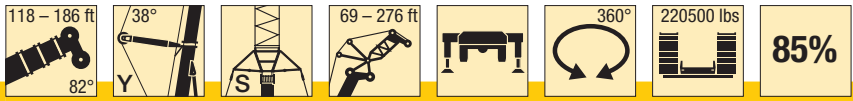
* adapter / pièce d'adaptateur

Lifting heights Hauteurs de levage



Lifting capacities on the luffing lattice jib with guyed telescopic boom

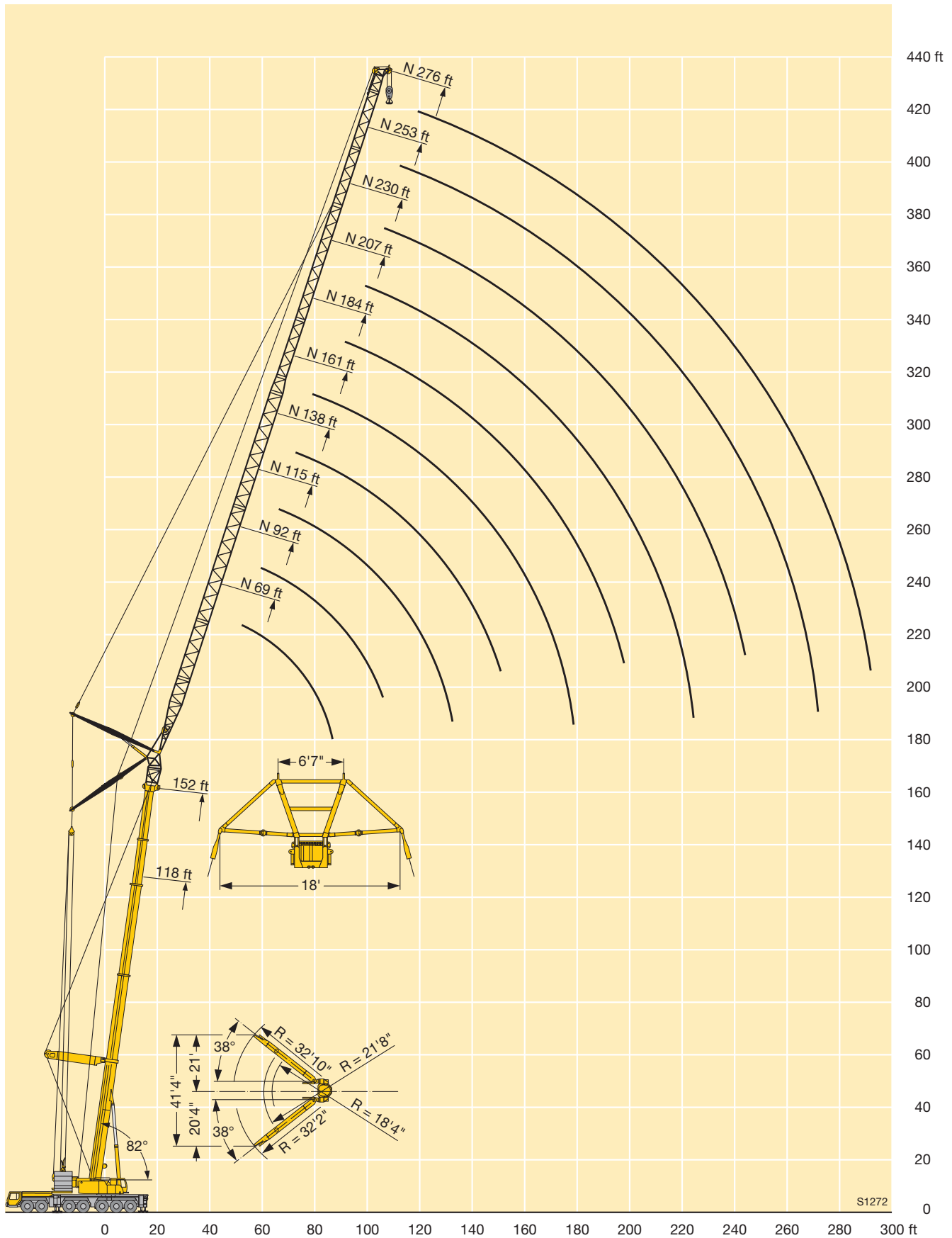
Forces de levage à la flèche treillis relevable avec flèche télescopique haubanée



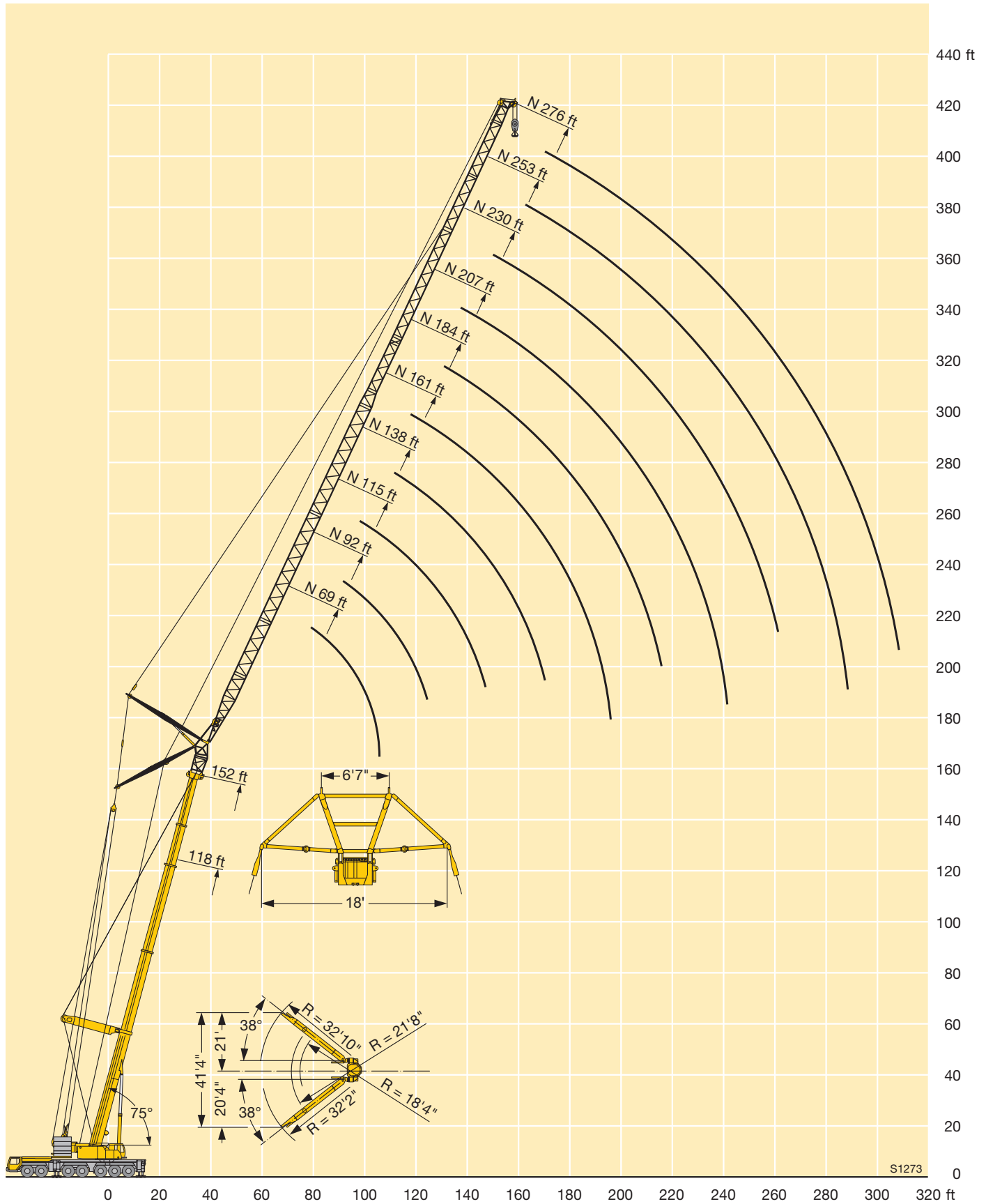
ft	118 + 13 ft*										152 ft + 13 ft*										186 ft + 13 ft*							ft
	ft										ft										ft							
	69	92	115	138	161	184	207	230	253	276	69	92	115	138	161	184	207	230	253	276	69	92	115	138	161	184	207	
45	154										113																45	
50	147	129									110	96															50	
55	139	127	105								110	96															55	
60	131	122	104								104	95															60	
65	123	117	104	82							99.5	91	81.5														65	
70	116	112	100	82	66.5						95.5	87	78.5	66.5													70	
75		109	107	97	82	66.5					92	83.5	76	66.5	55.8												75	
80			102	94	82	66.5					89	80.5	73	66	55.8												80	
85			97	91	81.5	66.5					87	77.5	70.5	64	55.8												85	
90			92	88.5	79	66.5	54.1					74.5	68	61.5	55.4												90	
95			87	85.5	77	66.5	54.1	44.5				72.5	66	59.6	54.3	43.7											95	
100			81.5	82	74.5	66	54.1	44.5	36			71	64	57.6	52.6	43.7	36.1										100	
105				78	72.5	65.5	54.1	44.5	36	30			62	55.8	51	43.7	36.1	28.2									105	
110				74.5	70.5	63.5	54.1	44.5	36	30			60	54.1	49.5	43.6	36.1	28.2									110	
115				70.5	68.5	62	54.1	44.5	36	30	23.5			59.1	52.5	48.1	42.8	36.1	28.2	22.6							115	
120				66.5	66	60.5	53.7	44.5	36	30	23.5			58.1	50.9	46.7	41.6	36.1	28.2	22.6	17.2						120	
125					63	59.1	52.5	44.5	36	30	23.5			57	49.5	45.4	40.4	36	28.2	22.6	17.2						125	
130					60.5	57.7	51.3	44.5	36	30	23.5			54.6	48.3	44.2	39.3	35	28.2	22.6	17.2						130	
135					58.2	55.7	50.2	44.4	36	30	23.5				47.7	43	38.3	34.1	28.2	22.6	17.2						135	
140					55.7	53.6	49.1	44	36	30	23.5				47.2	41.9	37.3	33.2	28.2	22.6	17.2						140	
145					52.8	51.6	48	43.2	36	30	23.5				46.7	40.8	36.3	32.4	28.1	22.6	17.2						145	
150					49	49.6	47	42.4	36	30	23.5				45.6	40.1	35.4	31.7	27.6	22.6	17.2						150	
155						47.9	45.8	41.6	35.7	29.9	23.5					39.8	34.5	31	27.1	22.6	17.2						155	
160						46	44.4	40.9	35.3	29.8	23.5					39.6	33.7	30.3	26.5	22.6	17.2						160	
165						44.2	42.8	40.1	34.8	29.5	23.5					39.3	33	29.6	26	22.5	17.2						165	
170						42.4	41.3	39.3	34.2	29.1	23.5					38.6	32.6	29	25.5	22	17.2						170	
175							39.8	38	33.7	28.7	23.5					36.9	32.5	28.3	25	21.6	17.2						175	
180							38.3	36.7	33.2	28.2	23.5						32.5	27.7	24.5	21.2	17.2						180	
185							36.8	35.5	32.8	27.9	23.5						32.3	27.3	24	20.8	17.1						185	
190							35.4	34.3	32.2	27.5	23.5						32	27.2	23.5	20.5	16.9						190	
195								33	31.1	27.1	23.4						31	27.2	23.1	20.1	16.6						195	
200								31.8	30.1	26.8	23.3							27.1	22.7	19.7	16.3						200	
205									30.6	29	26.5	23.1							27	22.5	19.4	16					205	
210									29.5	28	26.1	22.9								26.8	22.4	19.1	15.7				210	
215									28.4	27	25.8	22.7									26.1	22.4	18.7	15.4			215	
220										26	25.3	22.5									24.9	22.3	18.5	15.1			220	
225											25	24.5	22.2									22.3	18.4	14.8			225	
230												24.1	23.6	22								22	18.3	14.5			230	
235												23.2	22.7	21.3									21.4	18.3	14.2		235	
240													21.9	20.5										20.5	18.3	14.1	240	
245														21	19.7										18.2	14	245	
250															20.3	19									18.1	14	250	
255																19.5	18.2								17.6	14	255	
260																18.8	17.5								16.9	14	260	
265																	16.8								16.1	13.9	265	
270																		16.2								13.9	270	
275																			15.5							13.8	275	
280																				14.9							13.3	280
285																											12.7	285

* adapter / pièce d'adaptateur

Lifting heights Hauteurs de levage

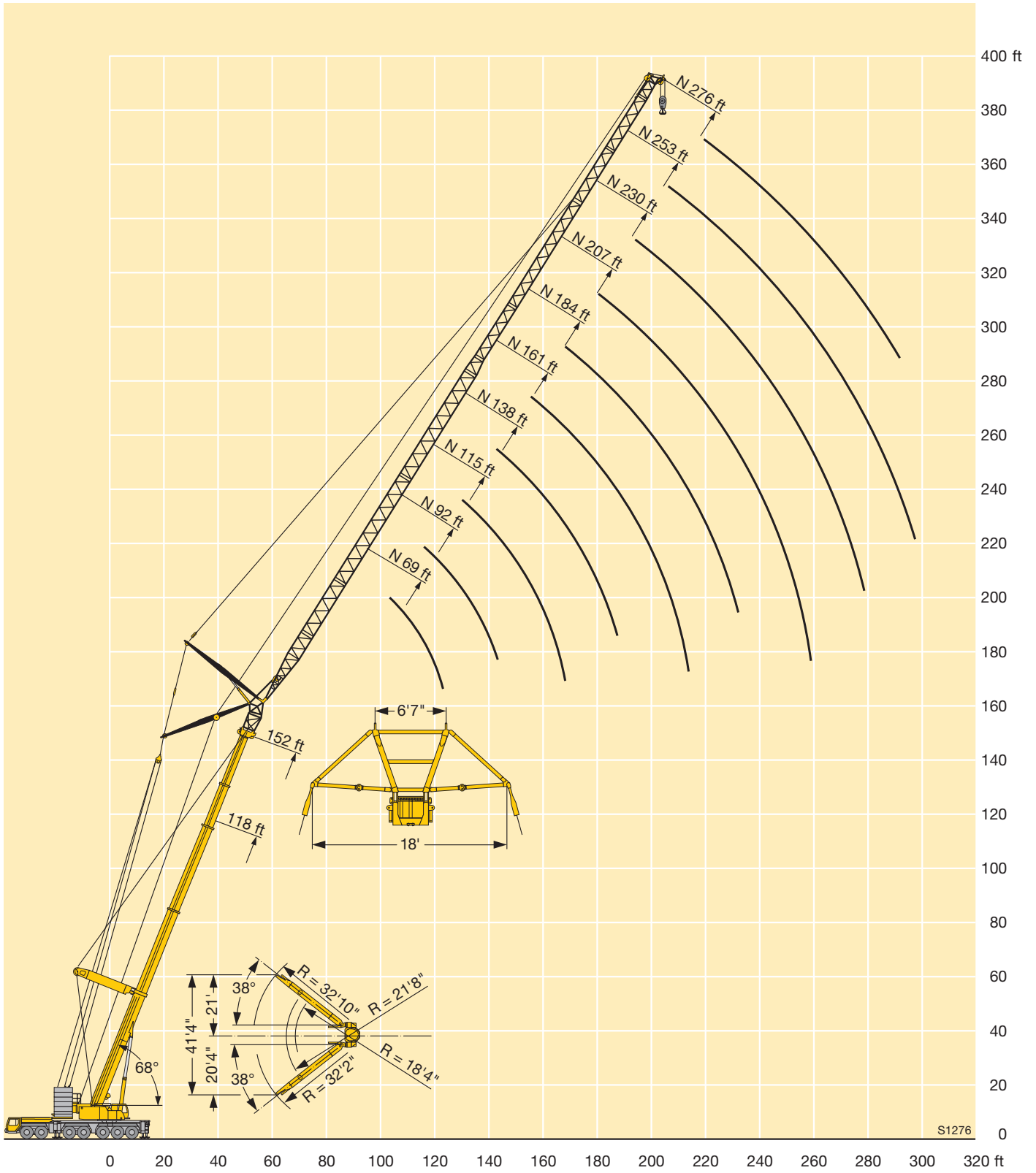


Lifting heights Hauteurs de levage



S1273

Lifting heights Hauteurs de levage



S1276

Lifting capacities on the luffing lattice jib with guyed telescopic boom

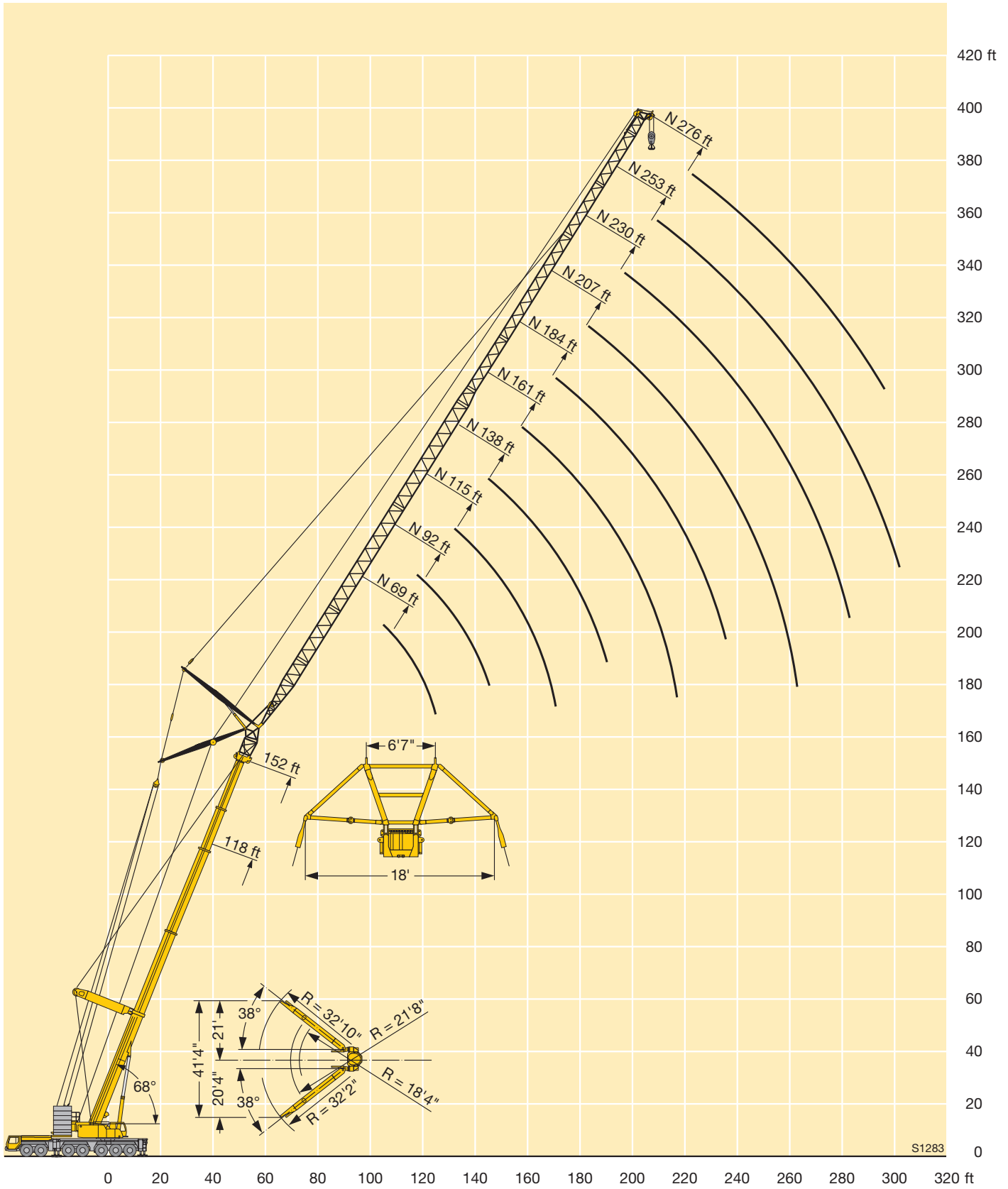
Forces de levage à la flèche treillis relevable avec flèche télescopique haubanée



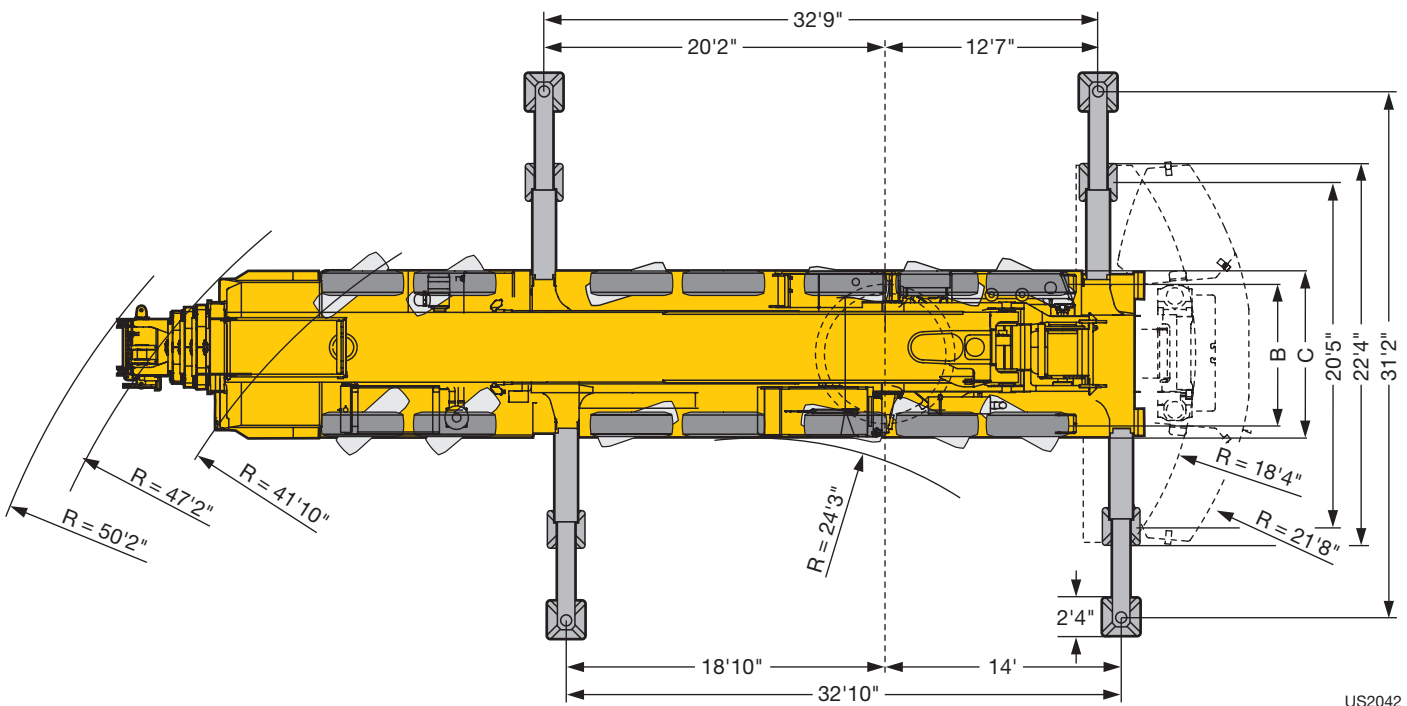
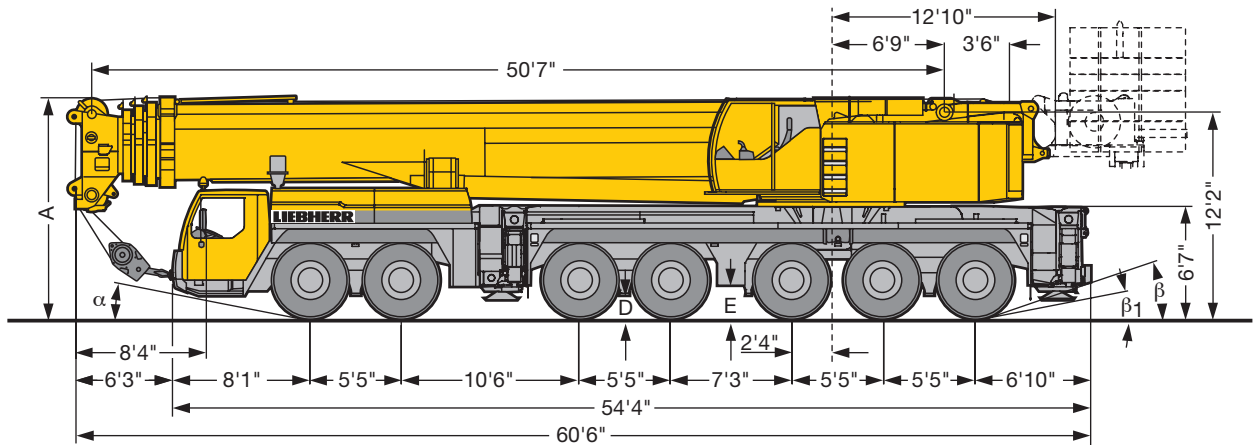
ft	118 ft + 13 ft*								152 ft + 13 ft*								186 ft + 13 ft*					ft	
	ft								ft								ft						
	115	138	161	184	207	230	253	276	115	138	161	184	207	230	253	276	115	138	161	184	207		
115	61																					115	
120	59.9																					120	
125	57.5																					125	
130	54.8	51.7							39													130	
135	52.3	50.4							37.8													135	
140	49.9	48.5	44.1						36.4	32.5								25.2				140	
145	47.7	46.4	43.9						35.1	32.3								25.1				145	
150	45.7	44.4	42.5						34.1	31								24				150	
155	43.8	42.5	41	37.3					33.1	29.9	27.6							23	20.6			155	
160		40.7	39.5	36.8					32.3	28.9	27.2							22.1	20.2			160	
165		39.1	37.8	35.8					31.6	28.1	26.2							21.4	19.3			165	
170		37.5	36.2	34.9	31.6				31.5	27.4	25.3	22.5						20.7	18.5	16.5		170	
175		36	34.8	33.6	31					26.7	24.6	21.9						20.1	17.8	15.9		175	
180			33.4	32.3	30.3	26.2				26	23.9	21.2	18.4					19.7	17.2	15.3	12.4	180	
185			32.1	31	29.6	26				25.5	23.3	20.5	18.3						16.7	14.7	12.3	185	
190			30.8	29.7	28.4	25.4				25.3	22.7	19.8	17.7						16.1	14.1	11.8	190	
195			29.7	28.6	27.3	24.9	21.9				22.1	19.3	17	14.8					15.6	13.6	11.3	9.6	195
200			28.6	27.4	26.2	24.3	21.6	18.4			21.5	18.8	16.4	14.4					15.3	13.2	10.9	9.3	200
205				26.4	25.1	23.6	21.1	18.3			21.1	18.2	15.9	13.9	11.7					12.8	10.5	8.9	205
210				25.4	24.1	22.6	20.7	17.9			20.8	17.6	15.3	13.4	11.7					12.4	10.2	8.6	210
215				24.4	23.2	21.6	20.2	17.5			20.8	17	14.8	12.9	11.3					12	9.8	8.2	215
220				23.5	22.3	20.7	19.8	17.1				16.5	14.3	12.4	11	8.8				11.7	9.5	7.8	220
225					21.4	19.9	19.3	16.8				16.1	13.9	11.9	10.6	8.7				11.6	9.2	7.5	225
230					20.6	19.1	18.6	16.4				15.9	13.4	11.6	10.1	8.3					8.9	7.2	230
235					19.8	18.3	17.7	16.1				15.8	12.9	11.2	9.7	7.9					8.5	6.9	235
240					19.1	17.6	17	15.5					12.5	10.8	9.4	7.5					8.3	6.6	240
245					18.4	16.8	16.3	14.9					12.2	10.5	9	7.2					8.1	6.3	245
250						16.1	15.6	14.2					12	10.2	8.7	6.8						6.1	250
255						15.5	14.9	13.5					12	9.8	8.4	6.4						5.8	255
260						14.9	14.3	12.8					12	9.5	8.1	6.2						5.6	260
265						14.3	13.7	12.3						9.3	7.8	5.9						5.5	265
270							13.1	11.8						9.1	7.5	5.6							270
275							12.5	11.4						9.1	7.3	5.4							275
280							12.1	11						9.1	7	5.1							280
285							11.7	10.6							6.7	4.9							285
290							11.3	10.2							6.6	4.6							290
295							10.9	9.8							6.6	4.4							295
300								9.4							6.6	4.1							300
305								9								3.9							305
310								8.7								3.8							310
315																3.8							315
320																3.8							320
325																3.8							325

* adapter / pièce d'adaptateur

Lifting heights Hauteurs de levage



Dimensions Encombrement



US2042

⊙	Dimensions / Encombrement								
	A	A 6"/4"*	B	C	D	E	α	β	β_1
16.00 R 25	13'1"	12'10"	8'4"	9'10"	1'3"	1'6"	11°	19°	11°
20.5 R 25	13'1"	12'10"	8'10"	10'7"	1'3"	1'6"	11°	19°	11°

* lowered / abaissé

Weights Poids



Axle Essieu lbs	1	2	3	4	5	6	7	Total weight (lbs) Poids total lbs
	26400	26400	26400	26400	26400	26400	26400	185000 lbs









Load (kips) Forces de levage kips	No. of sheaves Poulies	No. of lines Brins	Weight lbs Poids lbs
525.5	11	22	8149
443	9	18	7268
376	7	14	5947
285	5	10	5066
187	3	6	3964
82	1	3	3083
28	–	1	1321

Working speeds Vitesses



		1	2	3	4	5	6	7	8	9	10	11	12	R 1	R 2	
16.00 R 25	mph	3.5	4.5	5.8	7.5	9.5	12.2	16.1	20.6	26.7	34.2	43.4	50	3.8	4.9	39.7 %



Drive Mécanismes	infinitely variable en continu	Rope diameter / Rope length Diamètre du câble / Longueur du câble	Max. single line pull Effort au brin maxi.
	0 – 426 ft/min single line ft/min au brin simple	1" / 1378 ft	28415 lbs
	0 – 426 ft/min single line ft/min au brin simple	1" / 1378 ft	28415 lbs
	0 – 492 ft/min single line ft/min au brin simple	1" / 2542 ft	28415 lbs
	0 – 1.5 rpm		
	approx. 70 seconds to reach 82° boom angle env. 70 s jusqu'à 82°		
	approx. 380 seconds for boom extension from 51 ft – 197 ft env. 380 s pour passer de 51 ft – 197 ft		

Equipment Équipement

Crane carrier

Frame	Self-manufactured, torsion-resistant box-type design of high-tensile fine grained structural steel.
Outriggers	Four hydraulically extendable sliding beams with hydraulic supporting rams and supporting pads fixed for the transport. The front outrigger casing is located between axles 2 and 3, the rear outrigger casing at the rear of the carrier. Supporting basis: 32,8 ft longitudinally x 31,2 ft transversally.
Engine	8-cylinder Diesel, make Liebherr, type D9508 A7, watercooled, output 450 kW (612 h.p.) at 1900 rpm. Exhaust emissions acc. to 97/68/EG stage 3 and EPA/CARB Tier 3. Max. torque 2095 lbs-ft at 1100 – 1500 rpm. Fuel reservoir: 153 gallons.
Transmission	Automatic transmission system with converter control clutch, make ZF, type TC-TRONIC with 12 forward speeds and 2 reverse speeds, transfer case with transfer differential.
Axles	Robust crane carrier axles. All axles steered, axles 1, 3 and 5 are driven planetary axles, axle 3 with longitudinal differential, all driven axles with transverse differential.
Cardan shafts	All cardan shafts with 70° diagonal toothing.
Suspension	All axles on hydropneumatic suspension with automatic levelling control. Automatic axle pressure equalization between the axle pairs 1 + 2, 3, 4 + 5 and 6 + 7. The suspension can be blocked hydraulically.
Tyres	14-fold, all axles equipped with single tyres. Tyre size: 16.00 R 25.
Steering	ZF semi-integral power steering, dual circuit system with hydraulic servo mechanism and additional emergency pump driven by the axle, acting on the mechanically interlinked axles 1 – 3. Axles 4 – 7 are steered electrohydraulically during road displacement and fixed to straight displacement from 18 mph. Steering in accordance with EC recommendation 70/311/EEC.
Brakes	Service brake: All-wheel servo-air brake, dual circuit system. Additional brakes: Exhaust pipe flap retarder, retarder mounted to shift gear, TELMA-type eddy current brake (optional). Hand brake: Spring-loaded brake, acting on all wheels of the 2nd to the 7th axle. Brakes acc. to EG directives 71/320 EWG.
Driver's cab	Spacious cab of sheet steel, on rubber shock absorbers. Safety glass windows.
Electrical system	Modern data bus technology, 24 Volt DC, 2 batteries of 170 Ah each, lighting acc. to German regulations StVZO.

Crane superstructure

Frame	Self-manufactured, torsion-resistant welded construction of high-tensile fine grained steel, linked to the carrier by a three-row roller slewing rim for continuous rotation.
Crane engine	6-cylinder Diesel engine, make Liebherr, type D936L A6, watercooled, 240 kW (326 HP) at 1800 rpm, max. torque 1125 lbs-ft at 1500 rpm. Exhaust emissions acc. to 97/68/EG and EPA/CARB. Fuel tank: 66 gallons.
Crane drive	Diesel-hydraulic with 4 axial piston variable displacement pumps with servo-control and capacity regulation.
Control	Two self-centering control levers (joy-stick type). Stepless control of all crane motions by variation of the hydraulic pumps, additional speed regulation by variation of the Diesel engine speed.
Hoist gear	Axial piston variable displacement motor, Liebherr rope winch with integrated planetary gear and spring-loaded static brake.
Luffing gear	2 differential rams with safety check valve.
Slewing gear	Hydraulic motor, planetary gear, slewing pinion and spring-loaded static brake.
Crane cab	Spacious cab in sheet steel version, with safety glazing, operating and control elements. Cab inclinable to the rear.
Safety devices	LICCON safe load indicator, hoist limit switches, safety valves against rupture of pipes and hoses.
Counterweight	220500 lbs counterweight comprising: 1 base slab 33000 lbs, 6 slabs of 22000 lbs each, 5 slabs of 11100 lbs each. Hydraulic ballasting device at the counterweight frame.
Telescopic boom	1 base section and 4 telescopic sections. All telescopic sections extendable individually by rapid-cycle telescoping system TELEMATIK. Boom length: 51 ft – 197 ft.
Electrical system	Modern data bus technology, 24 Volt DC, 2 batteries of 170 Ah each.

Additional equipment

Telescopic boom guying system	Consisting of guying frames with stay ropes, tiltable hydraulically into transport position.
Bracing	Spacer 18' width
Lattice jibs	Fixed lattice jib 23 ft – 184 ft long, at 0°, 20° or 40°, lattice luffing jib 46 ft – 276 ft long.
2nd hoist gear	For 2-hook operation.
3rd hoist gear	For the variation of the lattice luffing jib.
Additional ballast	4 additional counterweight slabs of 22 kips each for a total counterweight of 308600 lbs.
Drive 14 x 8	The 6th axle is driven additionally.

Other items of equipment available on request.

Châssis porteur

Châssis	Châssis résistant à la torsion de fabrication Liebherr, en acier à grains fins très résistant.
Stabilisateurs	Quatre poutres télescopiques hydrauliques avec vérins de calage hydrauliques et patins de calage fixes lors du transport. Le support avant des poutres télescopiques est fixé entre les essieux 2 et 3, le support arrière à l'arrière du châssis porteur. Base de calage: 32,8 ft long x 31,2 ft transversal.
Moteur	Moteur diesel, 8 cylindres, fabriqué par Liebherr, de type D9508 A7, à refroidissement par eau, de 450 kW (612 ch) à 1900 rpm. Emissions des gaz d'échappement conformes aux directives 97/68/EG partie 3 et EPA/CARB Tier 3. Couple max. 2095 lbs-ft à 1100 – 1500 rpm. Capacité du réservoir à carburant: 153 gallons.
Réducteurs	Système de réducteurs automatique avec convertisseur-embayage, marque ZF, type TC-TRONIC avec 12 marches AV et 2 marches AR, boîte de transfert avec différentiel répartiteur.
Essieux	Essieux robustes. Tous essieux directeurs, essieu 1, 3 et 5 moteurs, essieu 3 avec différentiel longitudinal, tous les essieux directeurs avec différentiel transversal.
Flasque de croisillons	Tous les flasques de croisillons avec denture en croix 70°.
Suspension	Tous les essieux sont suspendus hydro-pneumatiquement avec une régulation automatique de niveau. Compensation de charge sur les essieux 1 + 2, 3, 4 + 5 et 6 + 7. Suspension à blocage hydraulique.
Pneumatiques	14 fois, chaque essieu est équipé de pneus. Monte de pneumatiques: 16.00 R 25.
Direction	Direction hydraulique semi-bloc ZF, 2 circuits avec servocommande hydraulique et pompe de secours supplémentaire, entraînée par l'essieu, action sur les essieux 1 à 3 liés mécaniquement. En mode de translation sur route, direction électro-hydraulique des essieux 4 à 7 et conduite en ligne droite activée à partir de 18 mph. Direction conforme à la directive européenne 70/311/CEE.
Freins	Frein de service: servo-frein pneumatique pour toutes les roues, 2 circuits. Freins supplémentaires: frein avec clapet sur échappement, ralentisseur, monté sur boîte de vitesse, frein Telma (en option). Frein à main: accumulateur à ressort, agissant sur toutes les roues des essieux 2 à 7. Freins conformes aux directives européennes 71/320 CE.
Cabine porteur	Cabine spacieuse en tôle électrozinguée, suspension par silent blocs. Vitres de sécurité.
Circuit électrique	Technologie de bus de données moderne, courant continu 24 Volts, 2 batteries de chacune 170 Ah, éclairage conforme au code de la route allemand.

Partie tournante

Châssis	Structure soudée de fabrication Liebherr, résistante à la torsion, en acier à grains fins très résistant. Une couronne d'orientation à roulements à 3 rangées, servant d'élément de liaison avec le châssis porteur, permet une rotation illimitée de la partie tournante.
Moteur de la grue	Diesel, 6 cylindres, marque Liebherr, type D936L A6, refroidi par eau, puissance 240 kW (326 ch) à 1800 rpm, couple max. 1125 lbs-ft à 1500 rpm. Emissions des gaz d'échappement conformes aux directives 97/68/EG et EPA/CARB. Réservoir à carburant: 66 gallons.
Entraînement	Diesel-hydraulique avec pompes à débit variable à 4 pistons axiaux, servocommande et régulation de la puissance.
Commande	Deux manipulateurs à 4 directions, à centrage automatique. Régulation progressive de tous les mouvements de la grue par réglage des pompes hydrauliques. Régulation supplémentaire de la vitesse par réglage du régime du moteur diesel.
Treuil de levage	Moteur à cylindrée variable à pistons axiaux, treuil Liebherr avec réducteur planétaire intégré et frein d'arrêt commandé par ressort.
Mécanisme de relevage	2 vérins différentiels avec clapet de sécurité anti-retour.
Mécanisme d'orientation	Moteur hydraulique, réducteur planétaire, pignon du mécanisme d'orientation et frein d'arrêt commandé par ressort.
Cabine tourelle	Cabine spacieuse en tôle électrozinguée avec vitres de sécurité, instruments de commande et de contrôle, cabine inclinable vers l'arrière.
Dispositif de sécurité	Contrôleur de charge LICCON, limiteur de course, clapets de sécurité contre les ruptures de conduites et de flexibles.
Contrepoids	Contrepoids de 220500 lbs composé de: 1 plaque de base de 33000 lbs, 6 éléments de 22000 lbs, 5 éléments de 11100 lbs. Dispositif de lestage hydraulique au support contrepoids.
Flèche télescopique	1 élément de base et 4 éléments télescopiques. Tous les éléments télescopiques peuvent être sortis individuellement grâce au système de télescopage rapide TELEMATIK. Longueur de la flèche: 51 ft – 197 ft.
Circuit électrique	Technologie de bus de données moderne, courant continu 24 Volts, 2 batteries de chacune 170 Ah.

Équipement supplémentaire

Haubanage de la flèche télescopique	Composé du chevalet d'haubanage avec haubanage du câble, rabattable hydrauliquement en position de transport.
Haubanage	Pièce intermédiaire de largeur 18'
Fléchette à treillis	Fléchette à treillis fixe de 23 ft – 184 ft, montage possible sous 0°, 20° ou 40°, fléchette à treillis à volée variable de 46 ft – 276 ft.
2ème treuil de levage	Pour le mode 2 crochets.
3ème treuil de levage	Pour le réglage de la fléchette à treillis.
Contrepoids complémentaire	4 plaques complémentaires de 22 kips, pour une masse totale de 308600 lbs.
Entraînement 14 x 8	Le 6ème essieu est également entraîné.

Autres équipements supplémentaires sur demande.

Liebherr-Werk Ehingen GmbH

Postfach 1361, 89582 Ehingen, Germany

☎ +49 73 91 5 02-0, Fax +49 73 91 5 02-33 99

www.liebherr.com, E-mail: info.lwe@liebherr.com