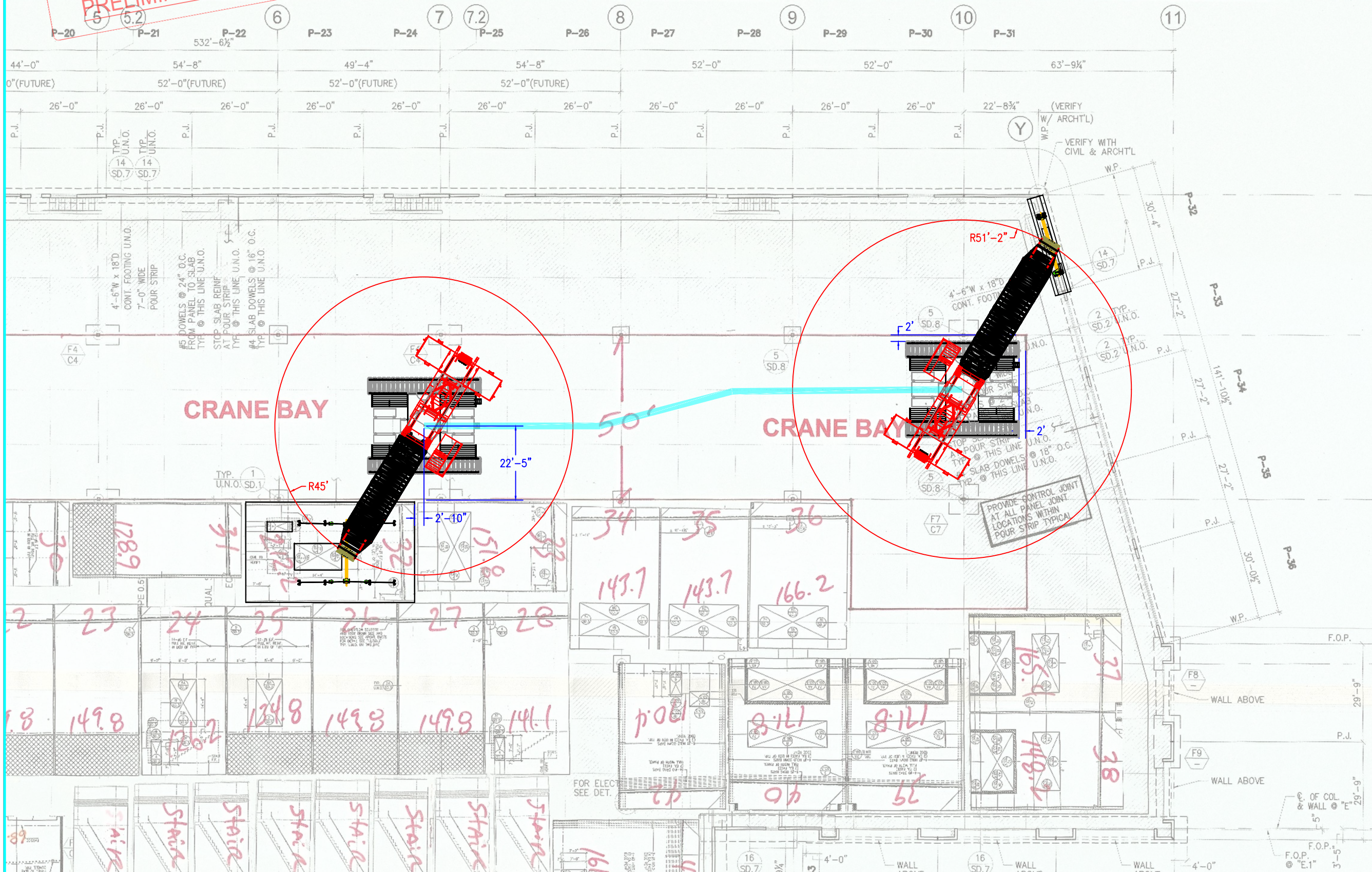


PRELIMINARY ONLY



## MANITOWOC M16000 CRAWLER CRANE

177.2' MAIN BOOM NO. 58HL

332,000 LBS CRANE CTWT

120,000 LBS CARBODY CTWT

### 360° CHART

LIFT OF PANEL 32

PICK WEIGHT: 208,200 LBS

HOOK BALL: 6,600 LBS

RIGGING: 12,700 LBS

DUAL LIFTERS: 500 LBS

LOAD LINE: 1,685 LBS

TOTAL WEIGHT: 229,685 LBS

AT PICK RADIUS

CAPACITY @ 45': 350,600 LBS

PERCENT CAPACITY: 65.5%

AT SET RADIUS


CAPACITY @ 51'-2"(52'): 283,580 LBS

PERCENT CAPACITY: 81%

CHART CAPACITY AT 52' INTERPOLATED  
NEAREST FT VALUE.

\*WIRE ROPE WEIGHT:

$$2.7 \text{ LB/FT} \times 78' \times 8 \text{ PART LINE} = 1,685 \text{ LBS}$$

ft		o		ft		lb	
							
32	82.5	183.9		483,000			
34	81.8	183.6		467,100			
36	81.2	183.2		451,500			
38	80.5	182.9		437,300			
40	79.9	182.5		420,400			
45	78.2	181.4		350,600			
50	76.5	180.2		299,300			
55	74.9	178.8		260,000			
60	73.2	177.2		229,000			
65	71.5	175.5		203,900			
70	69.7	173.6		183,100			
75	68.0	171.6		165,600			
80	66.2	169.3		150,700			
85	64.4	166.9		137,800			
90	62.6	164.3		126,600			
95	60.7	161.4		116,700			
100	58.8	158.4		108,000			
105	56.9	155.1		100,200			
110	54.9	151.5		93,200			
115	52.9	147.7		86,900			
120	50.8	143.6		81,100			
125	48.6	139.2		75,900			
130	46.4	134.4		71,100			
135	44.1	129.2		66,600			
140	41.6	123.6		62,500			
145	39.1	117.4		58,800			
150	36.3	110.6		55,200			
155	33.4	103.1		52,000			
160	30.2	94.7		48,900			
165	26.7	84.9		46,000			
170	22.6	73.4		43,200			
175	17.6	58.8		40,600			

# MR. CRANE

## LIFTING AND RIGGING SOLUTIONS

647 NORTH HARITON STREET . ORANGE, CALIFORNIA 92868-1311  
PHONE: 714/633-2100 FAX: 714/633-6901

This document is the sole property of Mr. Crane Inc. and is to be used only by them in the execution of their work. It is lent to the borrower for his / her confidential use only. In consideration of the loan of this document, the borrower promises and agrees to return it upon request without being reproduced, copied, lent, or used for any purpose other than that for which it is furnished. These documents are not represented as third-party engineering products. They are the property of MCI and are issued only in conjunction with the work to be performed by MCI. This document is not to be used by others without the expressed written consent of MCI and releasing MCI of all responsibility. No liability or assumption of risk will be accepted by MCI for the unauthorized use of these documents. Weights, dimensions, and other information used in producing this document may have been furnished by others, and is assumed to be the most accurate information. MCI is not responsible for the accuracy supplied by others. MCI's advice and assistance is given in good faith, but without responsibility. All documents are preliminary until accepted by customer.

1	5.4.17	ISSUE FOR REVIEW
2		
3		
4		
5		
No	Date	Revision

Project:

HYDE PARK  
TILT PANEL LIFT  
PANEL 32 (HEAVIEST PANEL)  
CRANE PLAN

Dwg Title:
------------

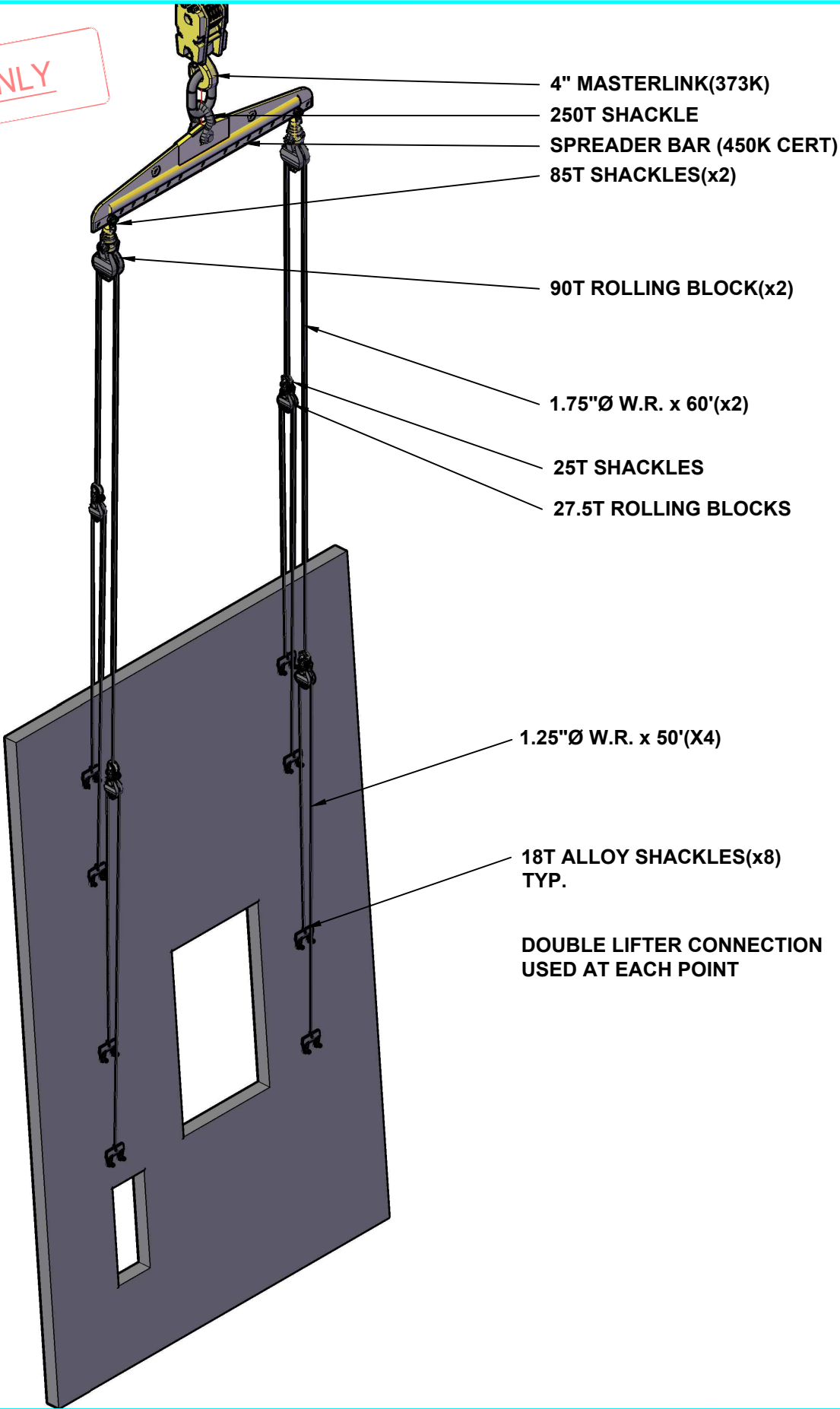
M16000 CRAWLER CRANE  
177.2' MAIN BOOM  
SERIES III CTWT

No.	Date	Revision	Date:	5 4 17	Drawn By:	MS	Scale:	NTS	Dwg No :	MC27142HI	Sht No :	1
-----	------	----------	-------	--------	-----------	----	--------	-----	----------	-----------	----------	---

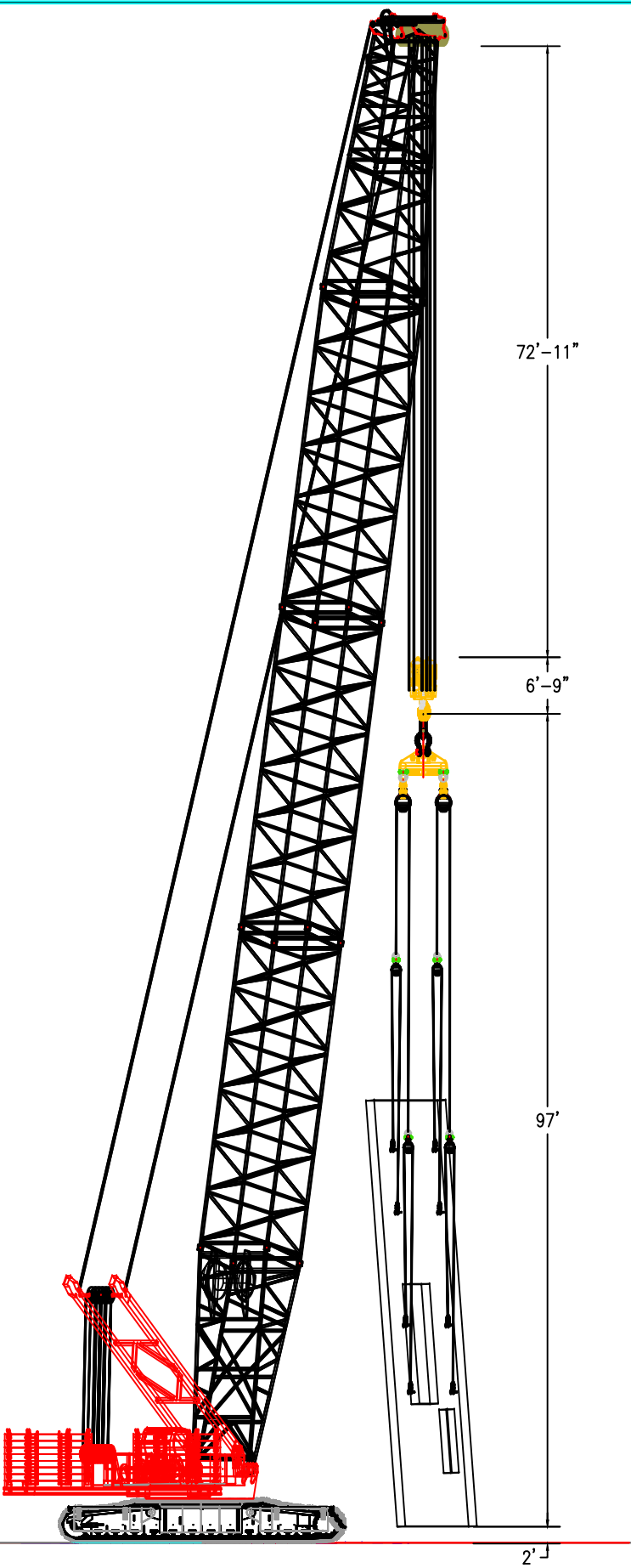


PRELIMINARY ONLY

PANEL RIGGING DETAIL



GENERIC PANEL SHOWN  
FOR RIGGING REFERENCE



**MR. CRANE**

LIFTING AND RIGGING SOLUTIONS  
647 NORTH HARITON STREET . ORANGE, CALIFORNIA 92868-1311  
PHONE: 714/633-2100 FAX: 714/633-6901  
FED I.D. NO. 95-3007071 A California Corporation

This document is the sole property of Mr. Crane Inc. and is to be used only by them in the execution of their work. It is lent to the borrower for his / her confidential use only. In consideration of the loan of this document, the borrower promises and agrees to return it upon request without being reproduced, copied, lent, or used for any purpose other than that for which it is furnished. These documents are not represented as third-party engineering products. They are the property of MCI and are issued only in conjunction with the work to be performed by MCI. This document is not to be used by others without the expressed written consent of MCI and releasing MCI of all responsibility. No liability or assumption of risk will be accepted by MCI for the unauthorized use of these documents. Weights, dimensions, and other information used in producing this document may have been furnished by others, and is assumed to be the most accurate information. MCI is not responsible for the accuracy supplied by others. MCI's advice and assistance is given in good faith, but without responsibility. All documents are preliminary until accepted by customer.

1	5.4.17	ISSUE FOR REVIEW
2		
3		
4		
5		
No.	Date	Revision

Project:			Date:		
HYDE PARK TILT PANEL LIFT PANEL 32 (HEAVIEST PANEL) CRANE PLAN			5.4.17		
Drawn By:			MS		
Scale:			NTS		

Dwg Title:		M16000 CRAWLER CRANE 177.2' MAIN BOOM SERIES III CTWT			
Dwg No.:		MC27142HL		Sht No.:	2