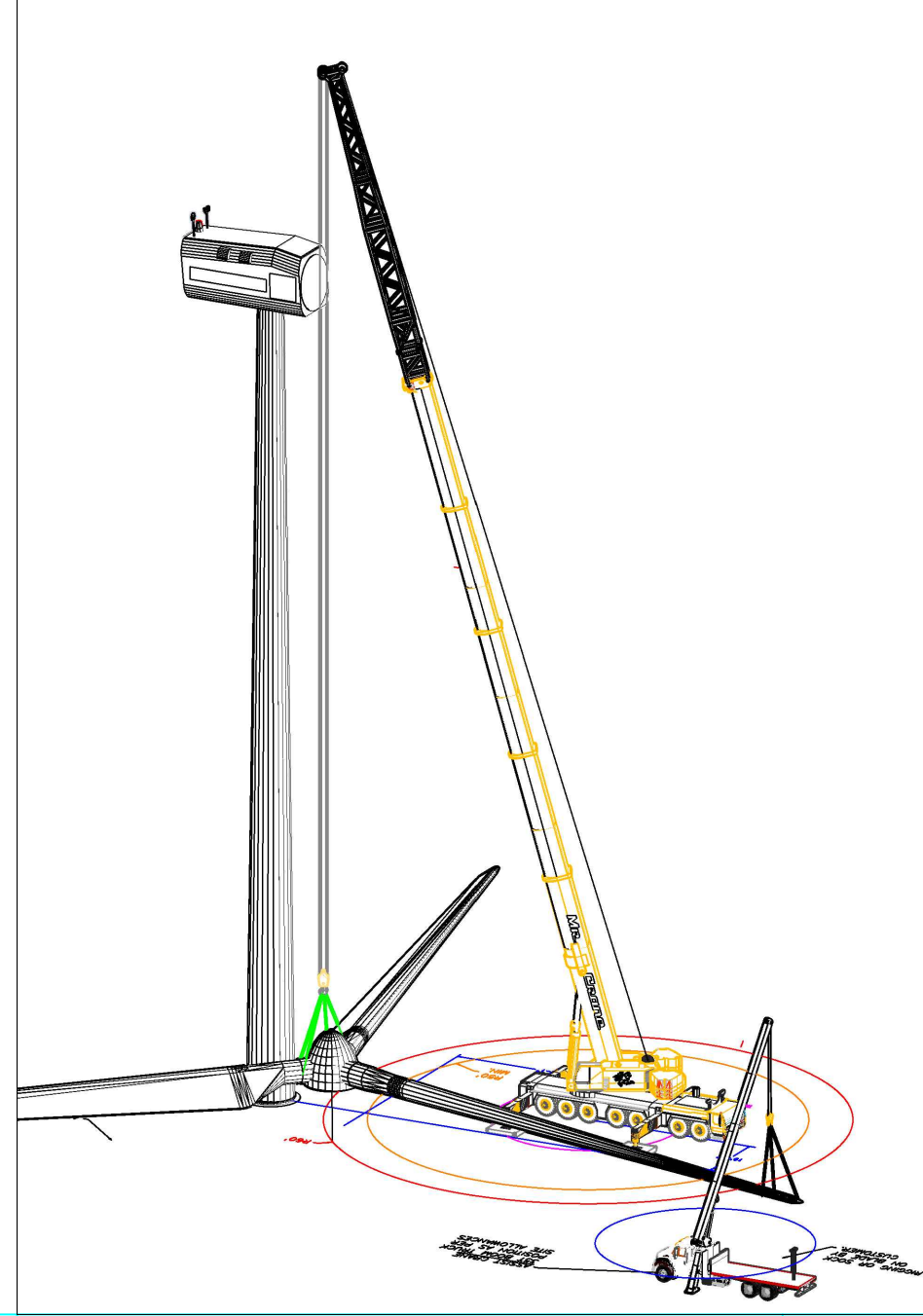
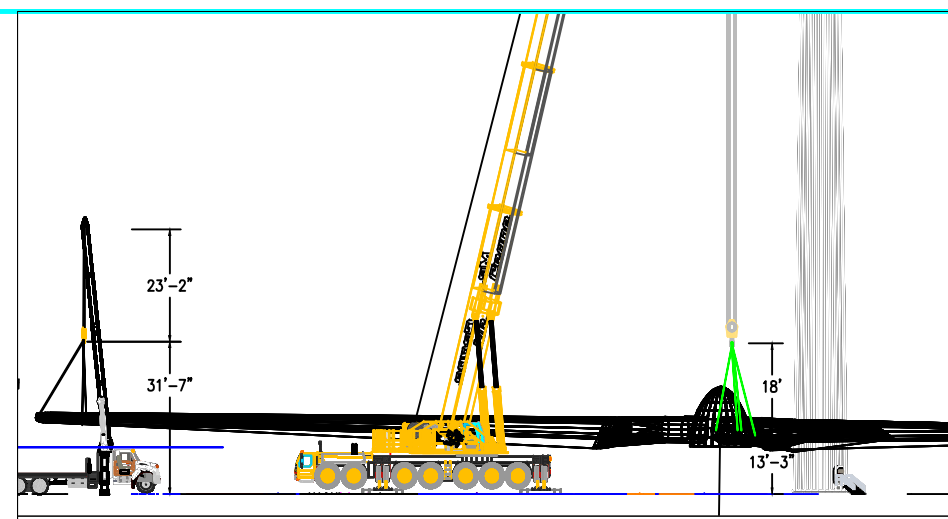
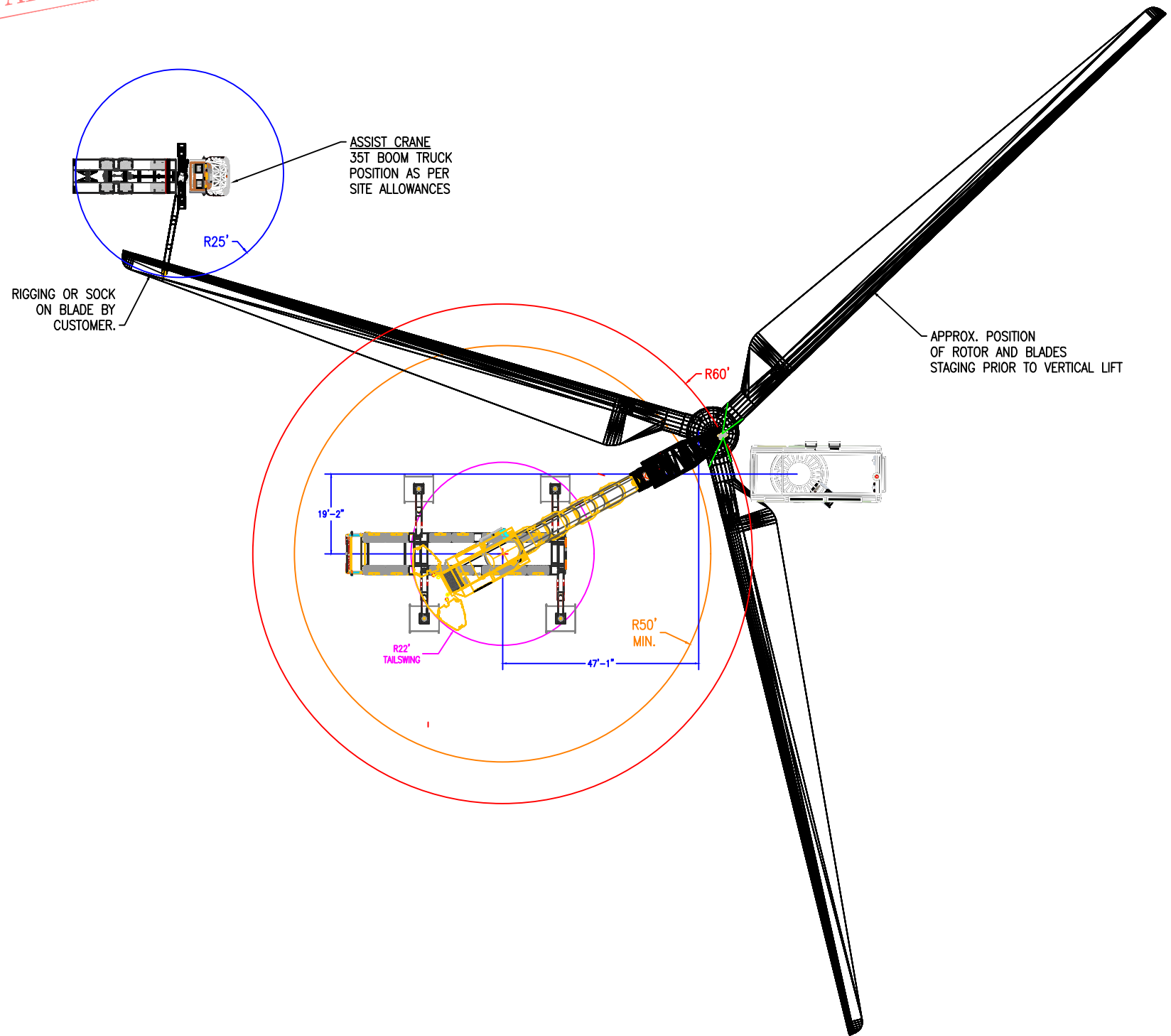


LIFT PLAN TO BE
APPROVED BY CUSTOMER



LTM1400-7.1 TRUCK CRANE
169' MAIN BOOM
69' FIXED JIB
132,000 LBS CTWT
FULL OUTRIGGERS

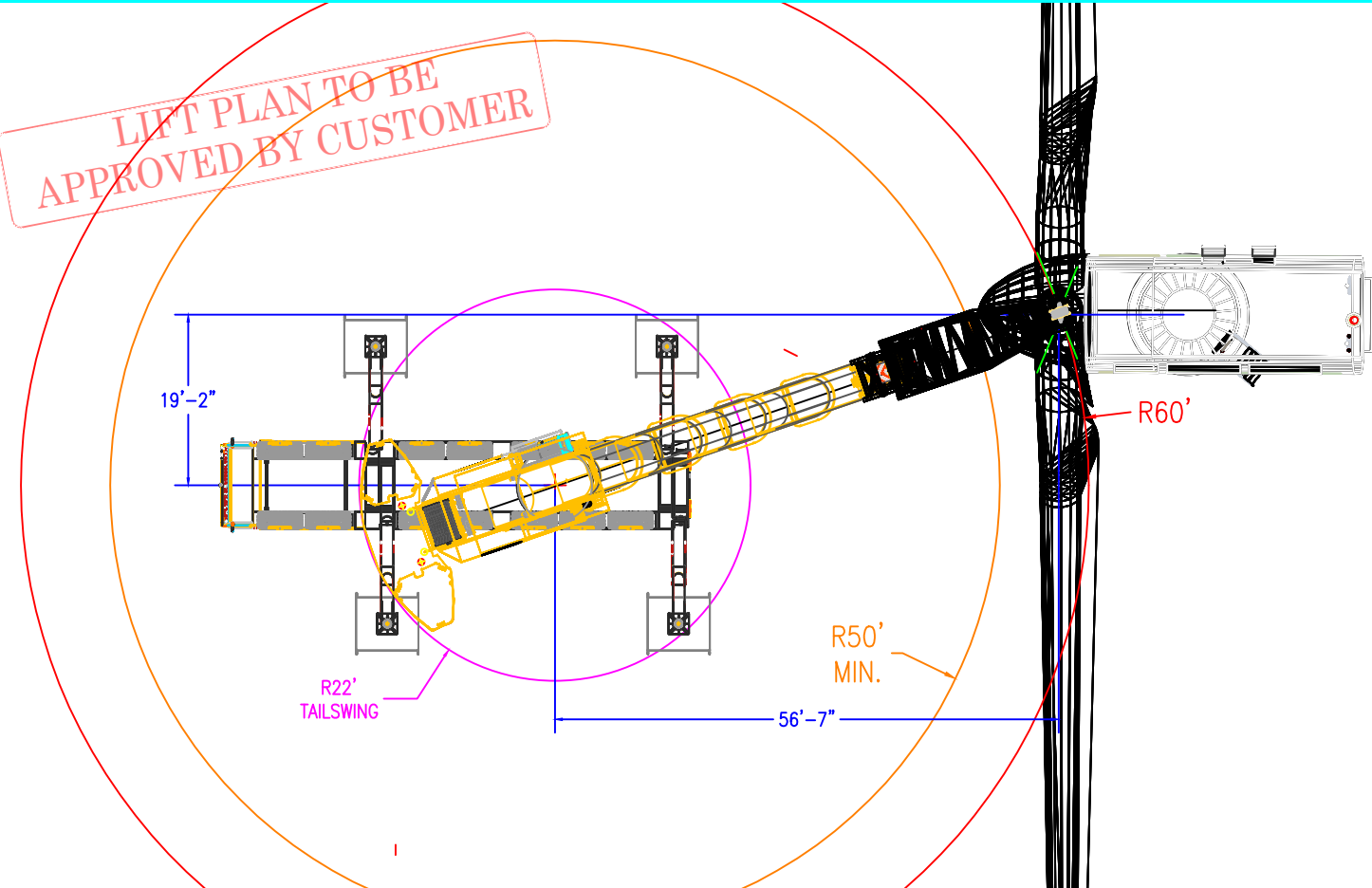
ROTOR
PICK WEIGHT: 35,000 LBS
HOOK BLOCK: 1,885 LBS
RIGGING: 250 LBS
LOAD LINE: 750 LBS
TOTAL WEIGHT: 37,885 LBS

CAPACITY @ 60': 46,600 LBS
PERCENT CAPACITY: 81.3%

MANITEX 35124T BOOM TRUCK
58' MAIN BOOM
FULL OUTRIGGERS

(ASSUMING 33% OF LIFT WEIGHT)
PICK WEIGHT: 11,550 LBS
HOOK BLOCK: 212 LBS
STOWED JIB: 240 LBS
RIGGING: 250 LBS
LOAD LINE: 65 LBS
TOTAL WEIGHT: 12,077 LBS


CAPACITY @ 25': 18,280 LBS
PERCENT CAPACITY: 66.1%

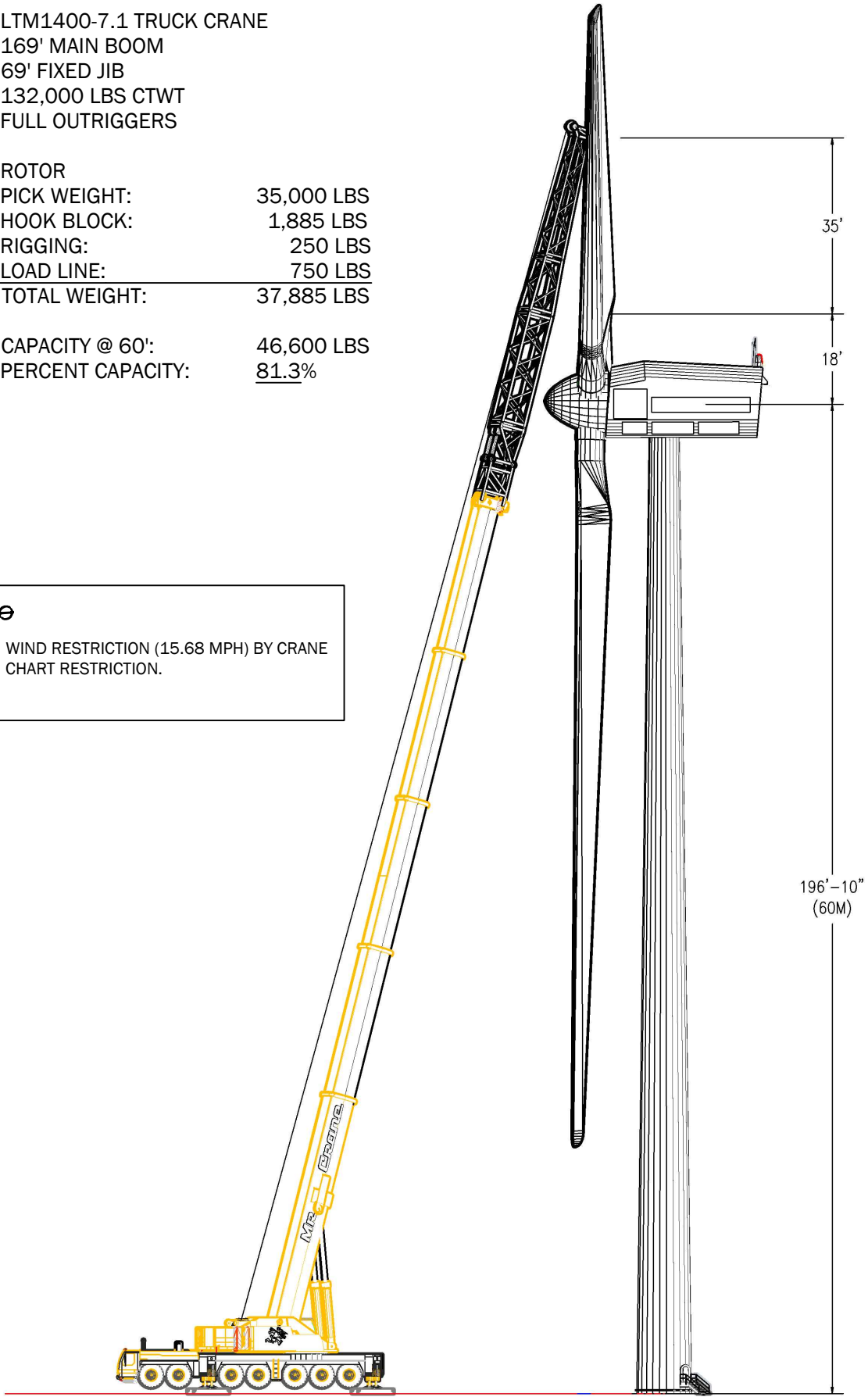
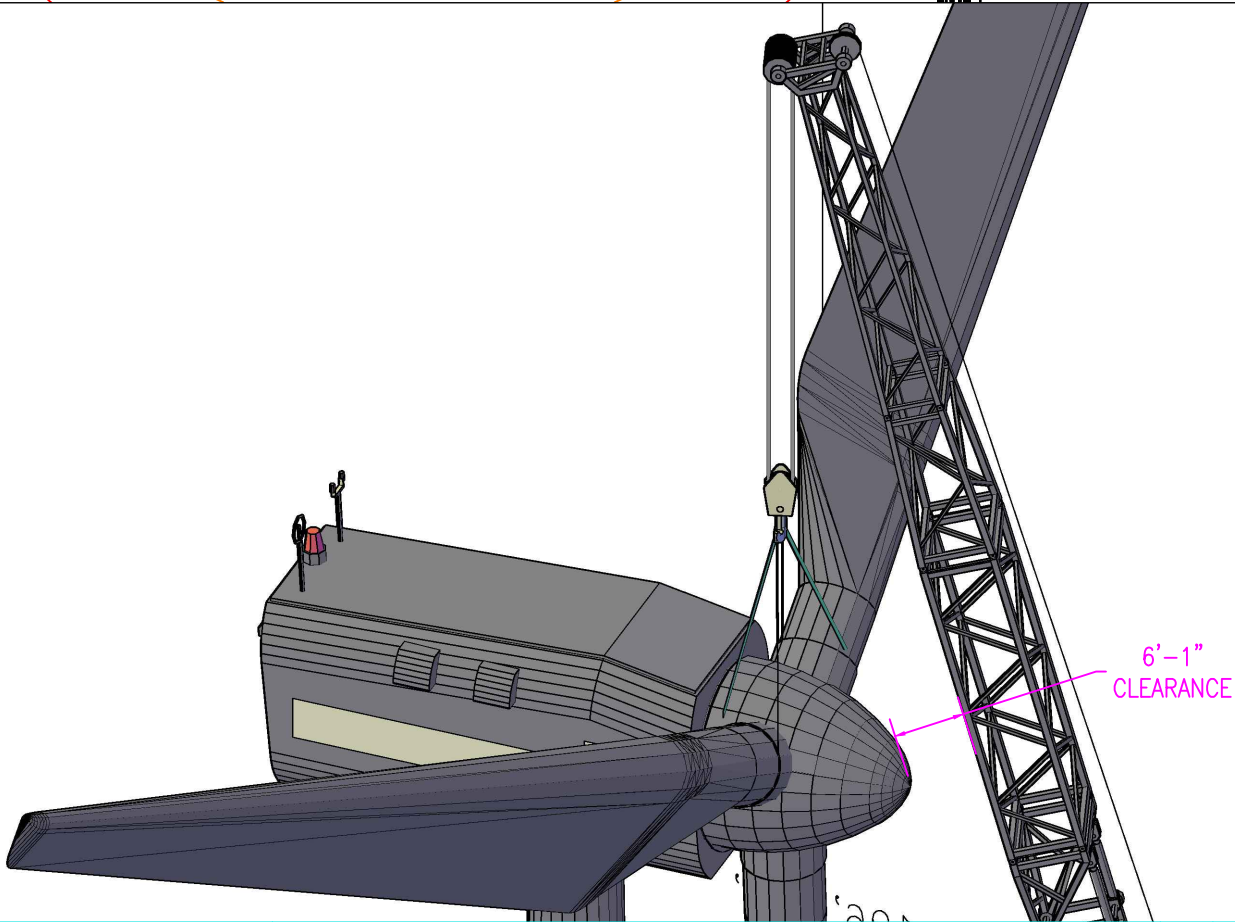


LTM1400-7.1 TRUCK CRANE
169' MAIN BOOM
69' FIXED JIB
132,000 LBS CTWT
FULL OUTRIGGERS

ROTOR
PICK WEIGHT: 35,000 LBS
HOOK BLOCK: 1,885 LBS
RIGGING: 250 LBS
LOAD LINE: 750 LBS
TOTAL WEIGHT: 37,885 LBS

CAPACITY @ 60': 46,600 LBS
PERCENT CAPACITY: 81.3%

 WIND RESTRICTION (15.68 MPH) BY CRANE
CHART RESTRICTION.



MR. CRANE

LIFTING AND RIGGING SOLUTIONS
647 NORTH HARITON STREET . ORANGE, CALIFORNIA 92668-1311
PHONE: 714/633-2100 FAX: 714/633-6901
FED I.D. NO. 95-3007071 A California Corporation

This document is the sole property of Mr. Crane Inc. and is to be used only by them in the execution of their work. It is lent to the borrower for his / her confidential use only. In consideration of the loan of this document, the borrower promises and agrees to return it upon request without being reproduced, copied, lent, or used for any purpose other than that for which it is furnished. These documents are not represented as third-party engineering products. They are the property of MCI and are issued only in conjunction with the work to be performed by MCI. This document is not to be used by others without the expressed written consent of MCI and releasing MCI of all responsibility. No liability or assumption of risk will be accepted by MCI for the unauthorized use of these documents. Weights, dimensions, and other information used in producing this document may have been furnished by others, and is assumed to be the most accurate information. MCI is not responsible for the accuracy supplied by others. MCI's advice and assistance is given in good faith, but without responsibility. All documents are preliminary until accepted by customer.

1	9.11.18	ISSUE FOR REVIEW
2		
3		
4		
5		
No.	Date	Revision

Project:

60M TOWER
ROTOR LIFT

CRANE PLAN

Date: 9.11.18 Drawn By: MS Scale: NTS Dwg No.: MC28327WP Sht No.: 2

Dwg Title:

LTM1400-7.1 ALL TERRAIN CRANE
169' MAIN BOOM
69' FIXED JIB @ 0° OFFSET
132,300 LBS CTWT, FULL OUTRIGGERS